



Case Summary

15th Feb 2021 to present

1080
POSITIVE CASES

766
ACTIVE

749
IN COMMUNITY
17 **3 ICU**
TOTAL IN HOSPITAL

13 ↓ 4
NEW CASES IN
LAST 24 HOURS

NEW CASE BREAKDOWN	
Travel	0
Locally Acquired (Linked)	10
Locally Acquired (Unknown)	3
Pending Investigation	0

314
CLOSED

313
RECOVERED
1
DEATHS



Case Breakdown

Default Date Range: 15th Feb 2021 to present

SELECT CONFIRMED CASE DATE RANGE ▼

15/02/2021 22/03/2021

EXPLANATION OF TERMS

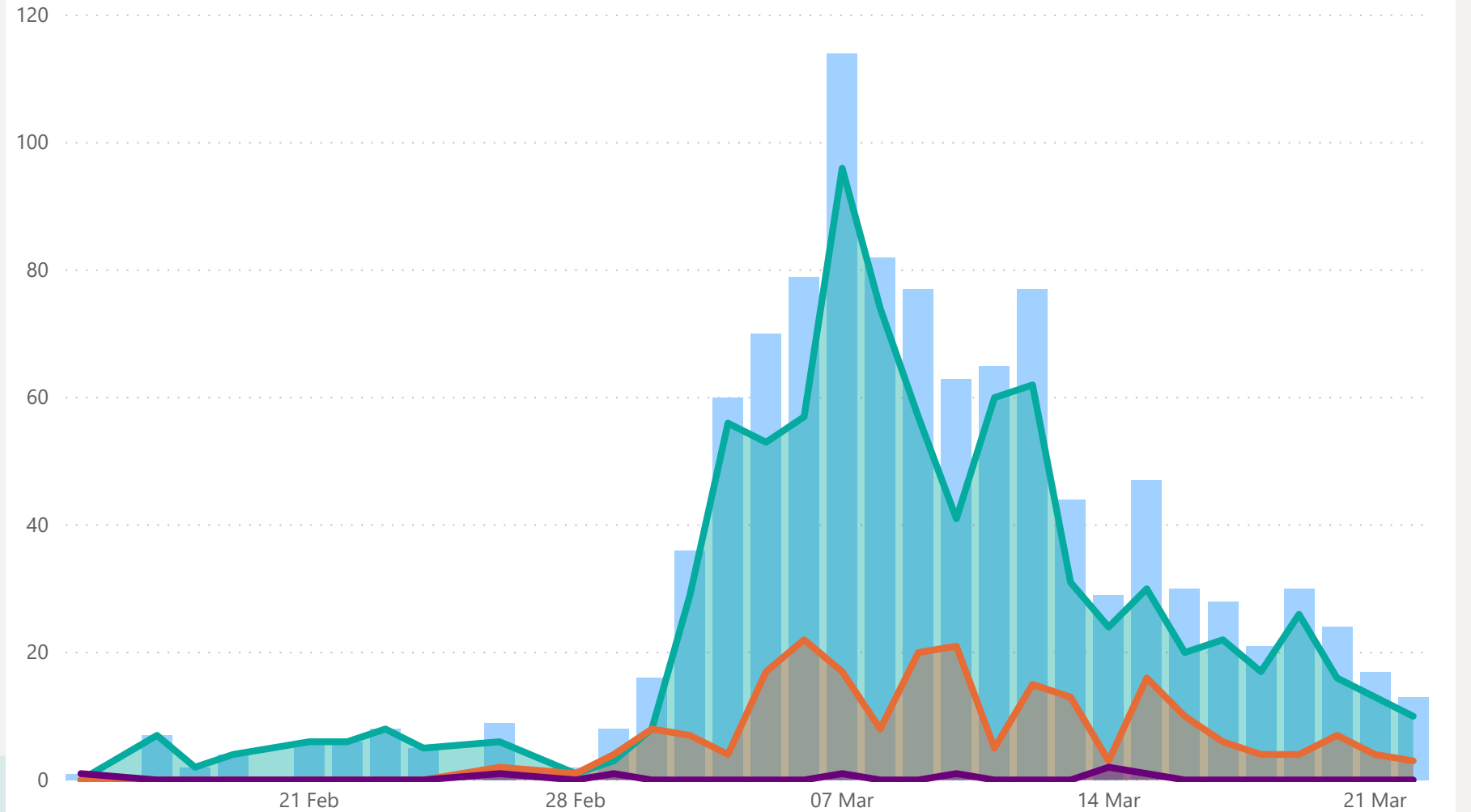
- Active:** Cases currently being monitored by Contact Tracing
- From Travel:** Cases identified during isolation following Travel
- Known Source:** Cases with links to another known local case
- Unknown Source:** Cases with no links to another known local case. Commonly referred to as "Community Spread"
- Pending Analysis:** Contact Tracing have not completed investigation to determine source of infection

Last Updated 23/03/2021 at 3:00PM

v1.7

First Case in Selected Range 15 February 2021	ACTIVE CASES	FROM TRAVEL	LOCALLY ACQUIRED		PENDING ANALYSIS
	766	5	KNOWN SOURCE	UNKNOWN SOURCE	1
	TOTAL CASES	FROM TRAVEL	KNOWN SOURCE	UNKNOWN SOURCE	PENDING ANALYSIS
	1080	8	850	221	1

● Daily Cases ● Locally Acquired(Linked) ● Locally Acquired (Unknown) ● Travel




Case Breakdown

Default Date Range: 15th Feb 2021 to present

SELECT CONFIRMED CASE DATE RANGE ▼

15/02/2021 22/03/2021

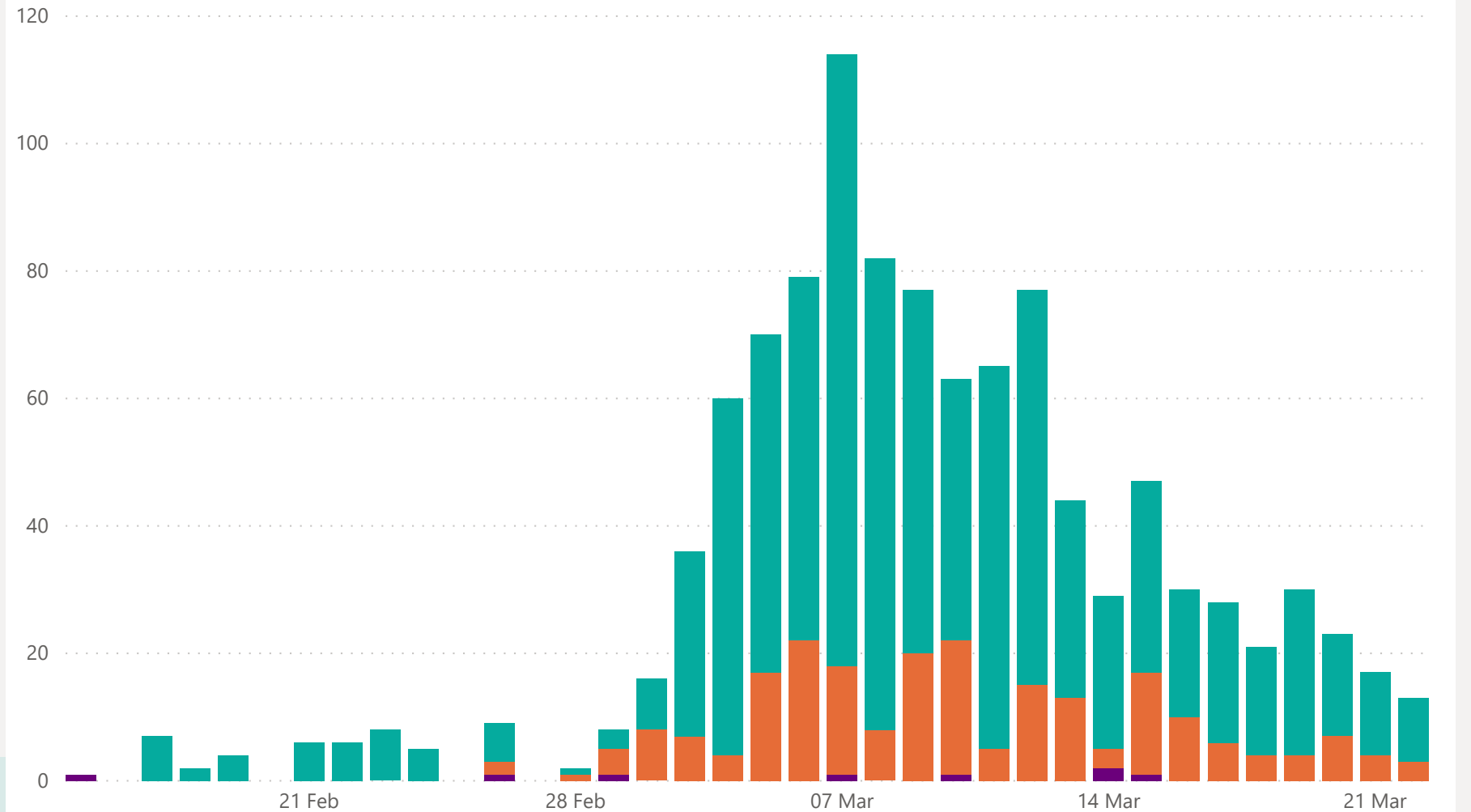


EXPLANATION OF TERMS

- Active:** Cases currently being monitored by Contact Tracing
- From Travel:** Cases identified during isolation following Travel
- Known Source:** Cases with Contact Tracing links to another known local case
- Unknown Source:** Cases with no links to another known local case. commonly referred to as "Community Spread"
- Pending Analysis:** Contact Tracing have not completed investigation to determine source of infection

First Case in Selected Range 15 February 2021	ACTIVE CASES	FROM TRAVEL	LOCALLY ACQUIRED		PENDING ANALYSIS
	766	5	KNOWN SOURCE	UNKNOWN SOURCE	1
	TOTAL CASES	FROM TRAVEL	KNOWN SOURCE	UNKNOWN SOURCE	PENDING ANALYSIS
	1080	8	850	221	1

● Travel
 ● Locally Acquired (Unknown)
 ● Locally Acquired (Linked)





Rolling Averages

Default Date Range:
15th Feb 2021 to present

SELECT CONFIRMED CASE DATE RANGE ▼

15/02/2021 22/03/2021

565
14 DAY TOTAL

3 DAY AVERAGE PER DAY

18

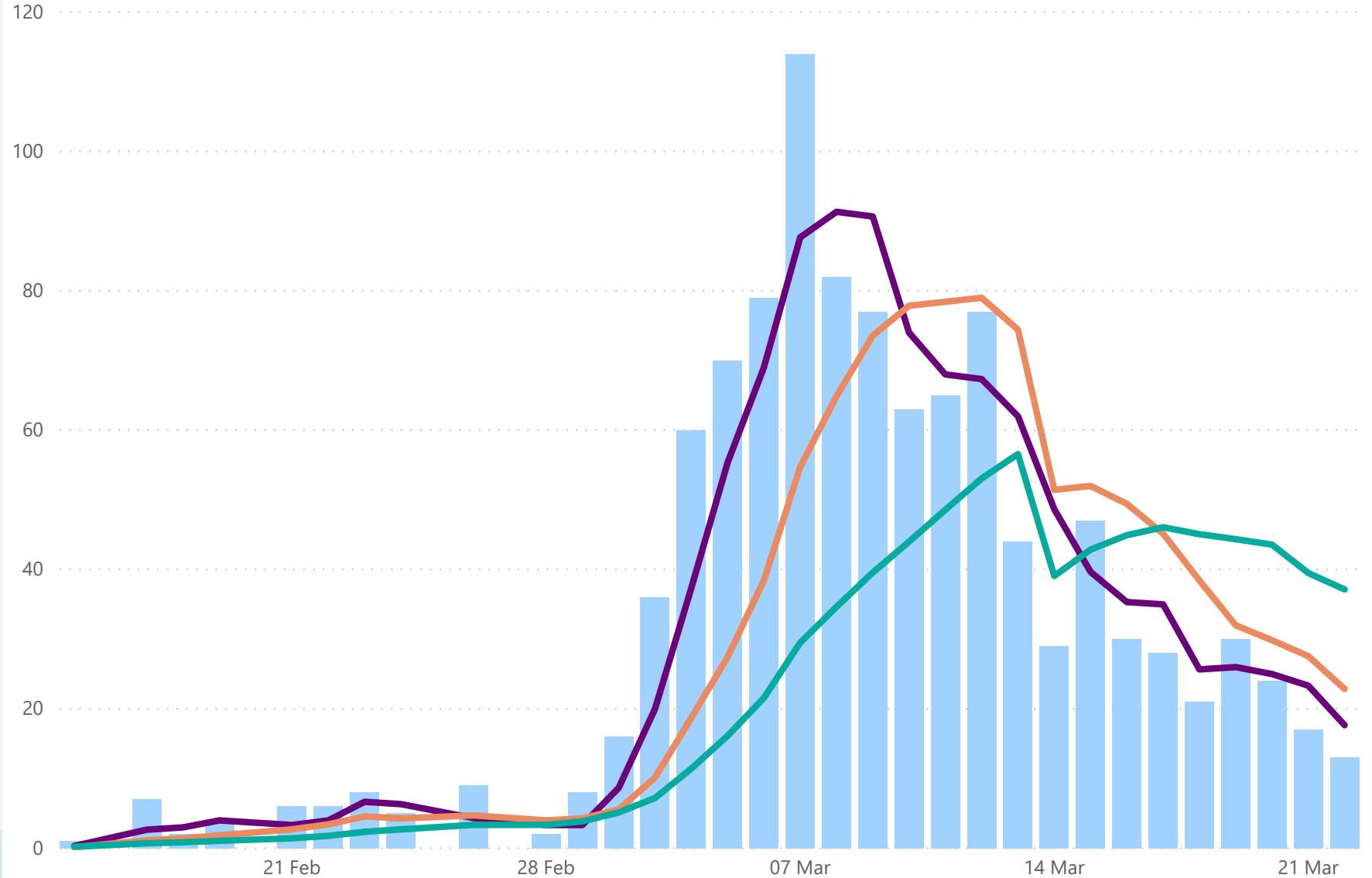
7 DAY AVERAGE PER DAY

23

14 DAY AVERAGE PER DAY

40

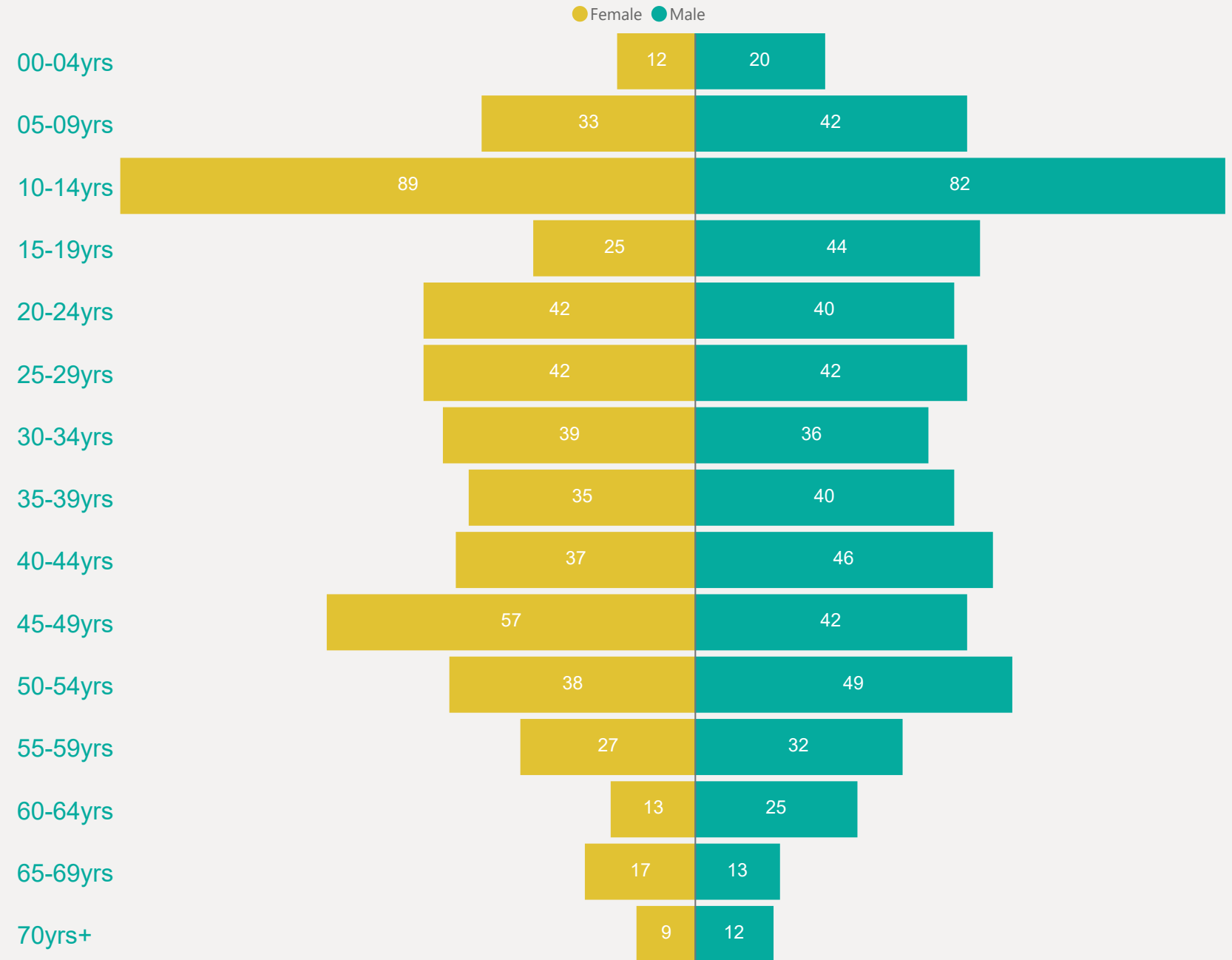
● Cases Per Day ● 3 Day Rolling Average ● 7 Day Rolling Average ● 14 Day Rolling Average





Age & Gender Profile

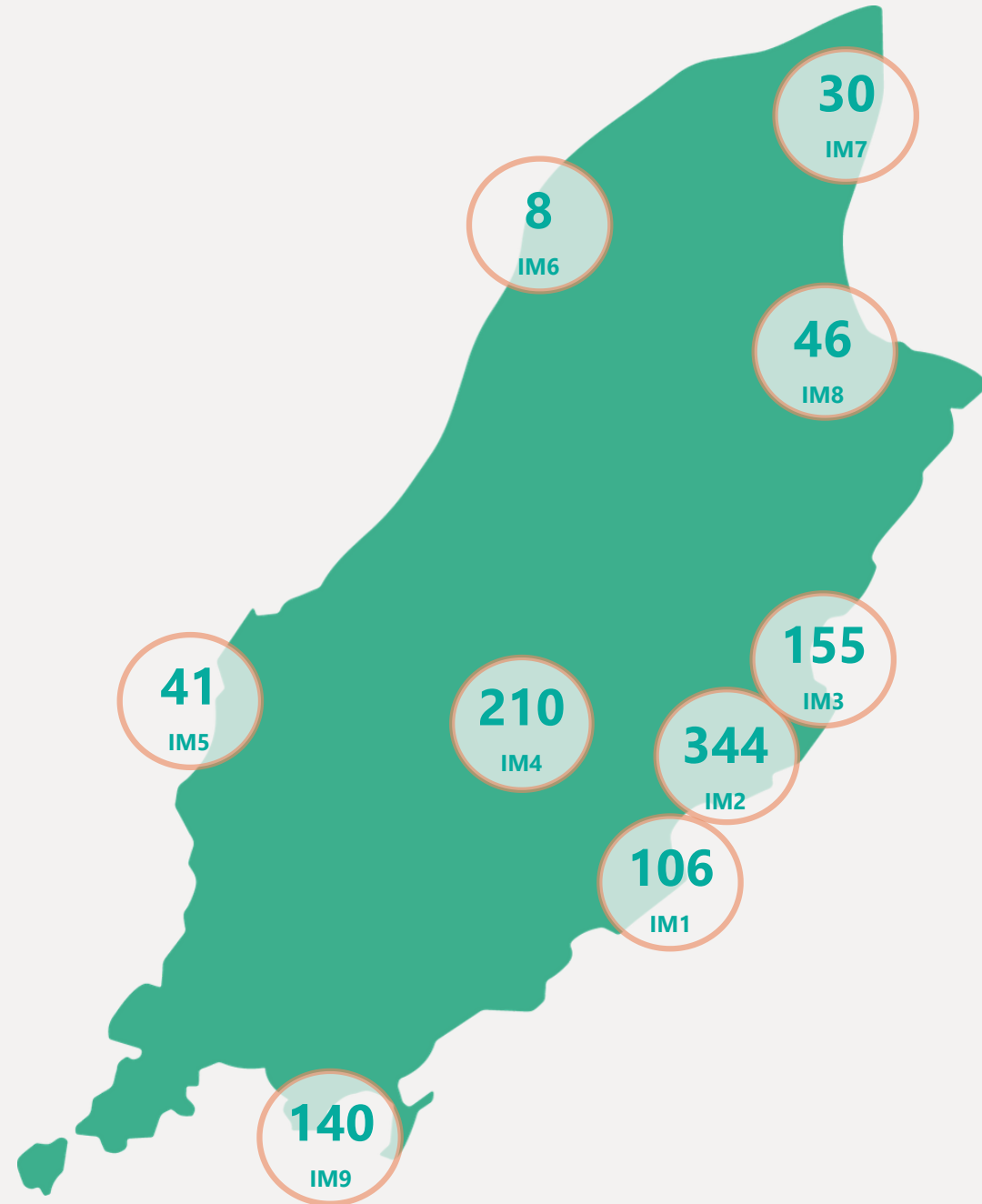
15th Feb 2021 to present





Location

15th Feb 2021 to present

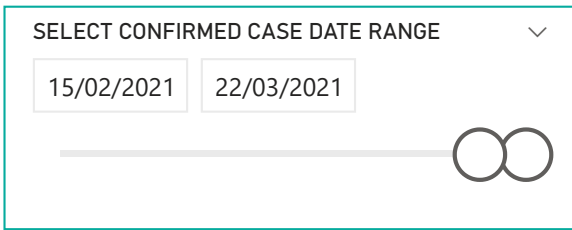


Symptoms Overview

Default Date Range: 15th Feb 2021 to present

SELECT CONFIRMED CASE DATE RANGE

15/02/2021 22/03/2021

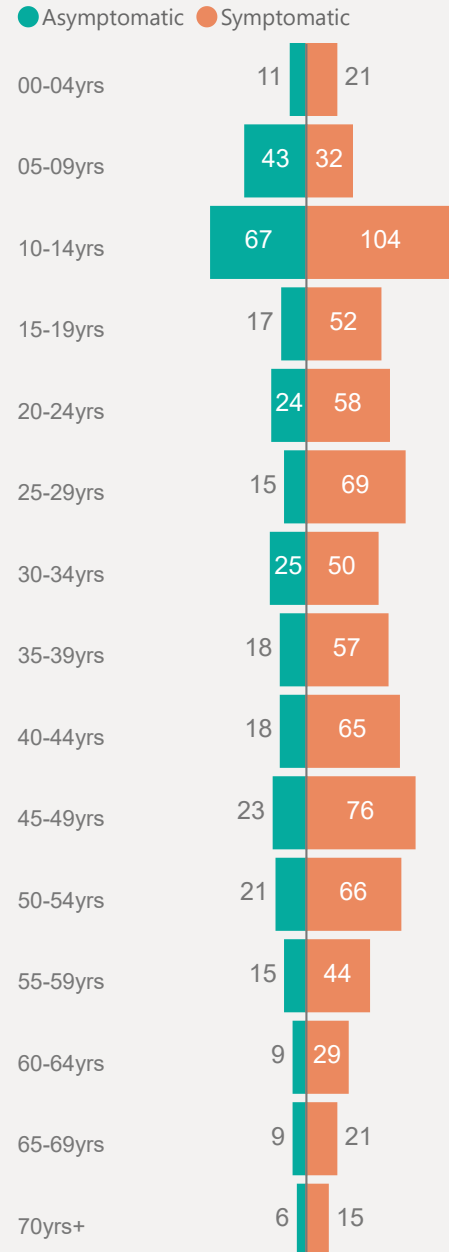


EXPLANATION OF TERMS

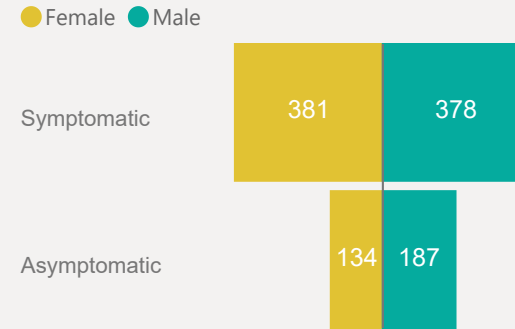
Asymptomatic: Case does not display expected symptoms of Covid19

Symptomatic: Case displays expected symptoms of Covid19

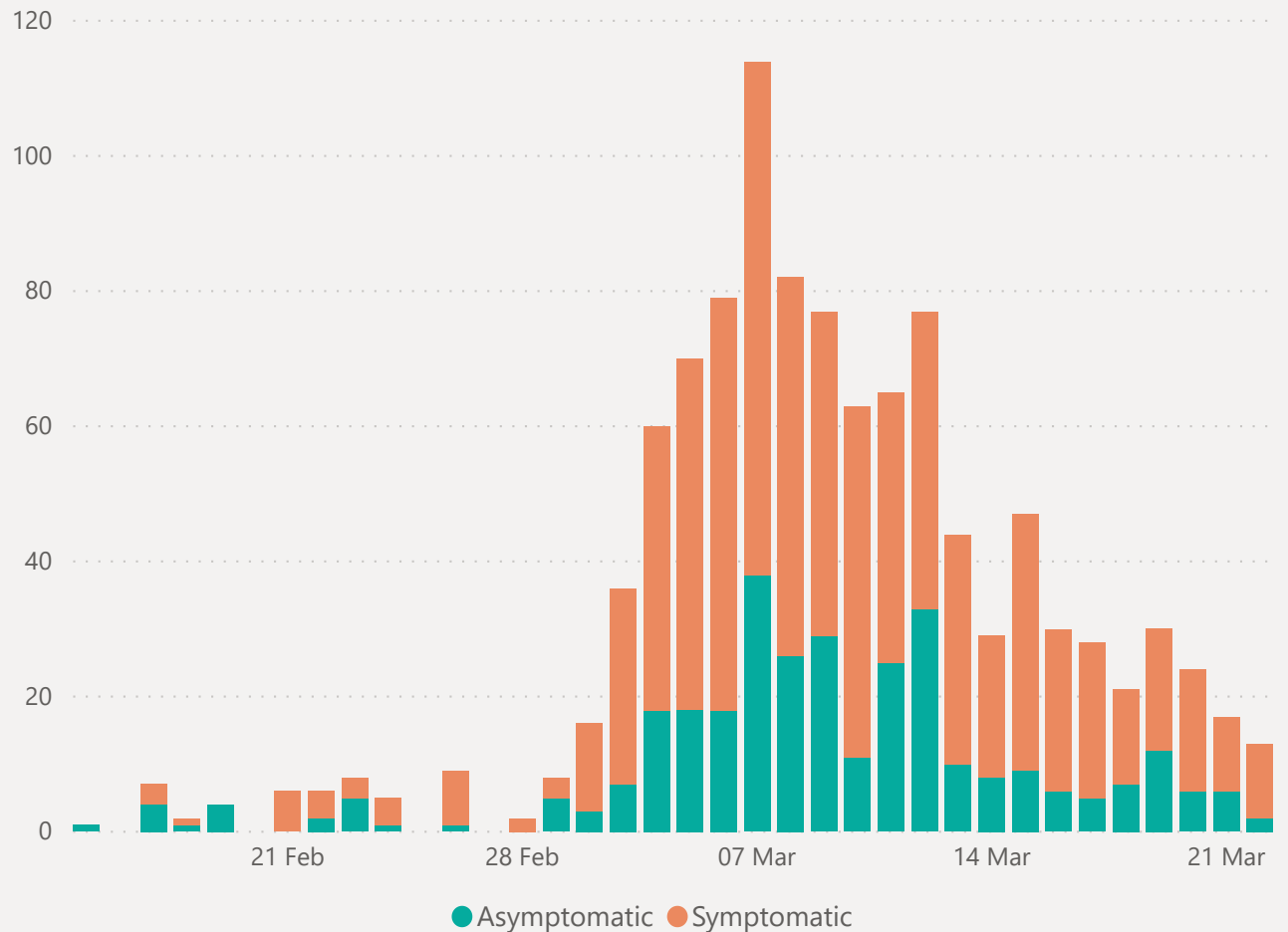
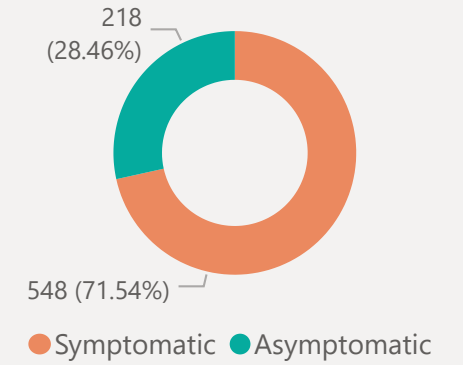
Symptoms By Age



Symptoms By Gender



Active Case Overview

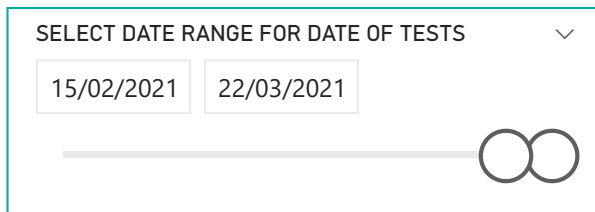


Testing Overview

Default Date Range: 15th Feb 2021 to present

SELECT DATE RANGE FOR DATE OF TESTS ▼

15/02/2021 22/03/2021



EXPLANATION OF TERMS

Tests Undertaken: Total tests carried out in date range

Tests Concluded: Total tests where result has been determined

Positive Result Rate: Average rate of positive results in date range

Awaiting Result Notification: Number of people waiting to be told their result

Booked Tests Tomorrow: Number of pre-arranged test bookings taking place tomorrow

Explanation: Testing data has been aggregated with case data to provide a filterable dataset that remains as accurate as possible compared to confirmed cases. This has introduced a small margin of error in total number of tests. We are working to minimise the translation error. Summary



13035 TESTS
UNDERTAKEN

13035 TESTS
CONCLUDED

6.88 POSITIVE RESULT
RATE

102 AWAITING RESULT
NOTIFICATION

300 BOOKED TESTS
TOMORROW