



Case Summary

15th Feb 2021 to present

EXPLANATION OF TERMS

Investigated Cases: case information included in this dashboard.

New Cases: cases detected by swab testing. Not all of these cases are represented in the other figures in this dashboard.

Pending Investigation: case information not yet available for this dashboard.

In Community: represents all cases from travel, known and unknown source who are now isolating at home and not in hospital.

Data Last Refreshed 03/10/2021 at 15:18 [BST]

V2.5

372
ACTIVE

368
IN COMMUNITY

4 0
HOSPITAL

0 0
ICU

7235
INVESTIGATED CASES

36
New Cases

8
PENDING
INVESTIGATION

6863
CLOSED

DEATHS
Deaths due to Covid19 are no longer reported on this dashboard, please see the [Weekly Public Health Surveillance Report](#) for this information.



Case Breakdown

Default Date Range: 15th Feb 2021 to present

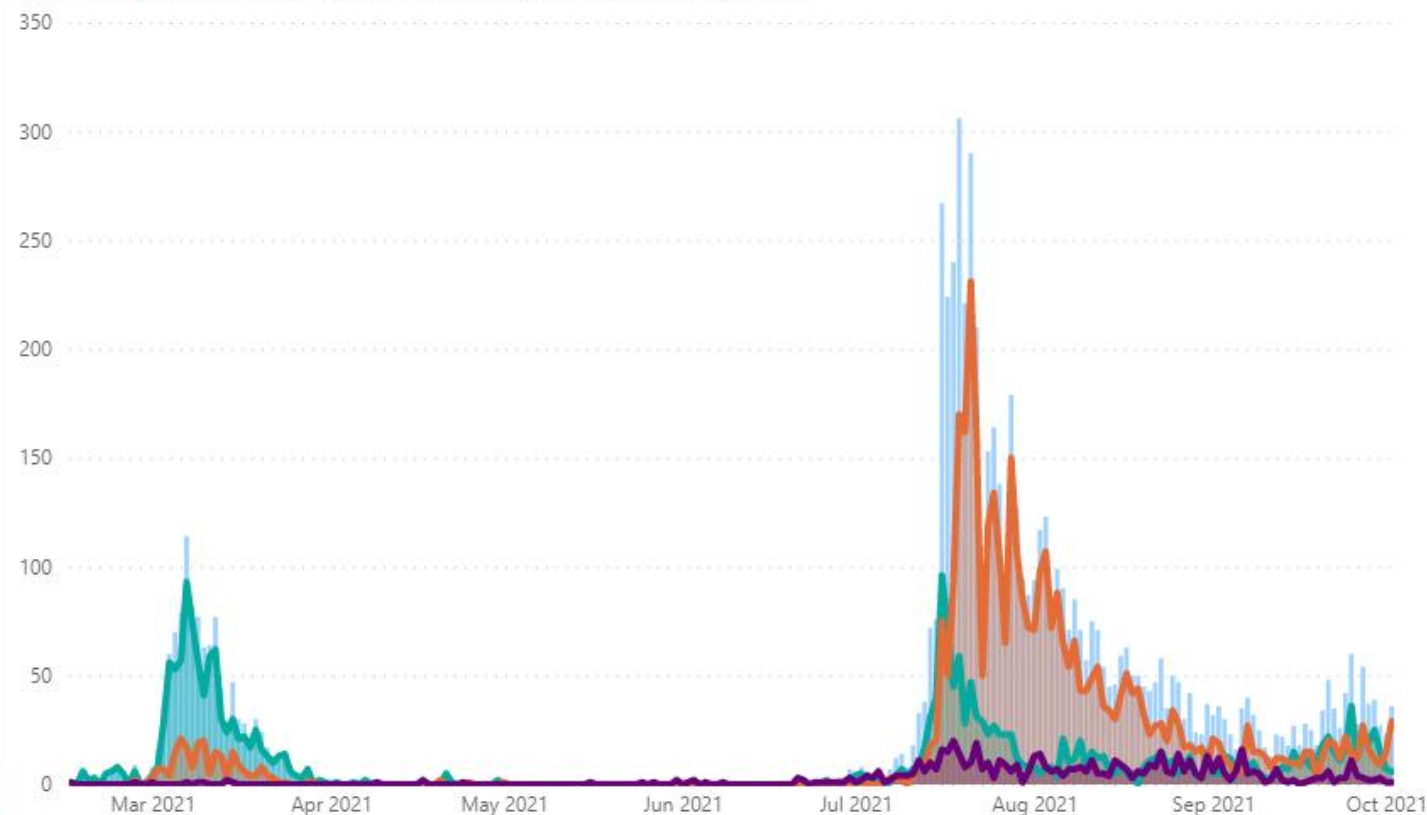
Date

EXPLANATION OF TERMS

- Active:** Cases currently being monitored by Contact Tracing
- From Travel:** Cases identified during isolation following Travel
- Known Source:** Cases with links to another known local case
- Unknown Source:** Cases with no links to another known local case. Commonly referred to as "Community Spread"
- Pending Analysis:** Contact Tracing have not completed investigation to determine source of infection

First Case in Selected Range 15 February 2021	LOCALLY ACQUIRED				
	ACTIVE CASES	FROM TRAVEL	KNOWN SOURCE	UNKNOWN SOURCE	PENDING ANALYSIS
	372	32	170	170	0
TOTAL CASES	FROM TRAVEL	KNOWN SOURCE	UNKNOWN SOURCE	PENDING ANALYSIS	
7235	639	2269	3930	397	

● Daily Cases ● Locally Acquired(Linked) ● Locally Acquired (Unknown) ● Travel





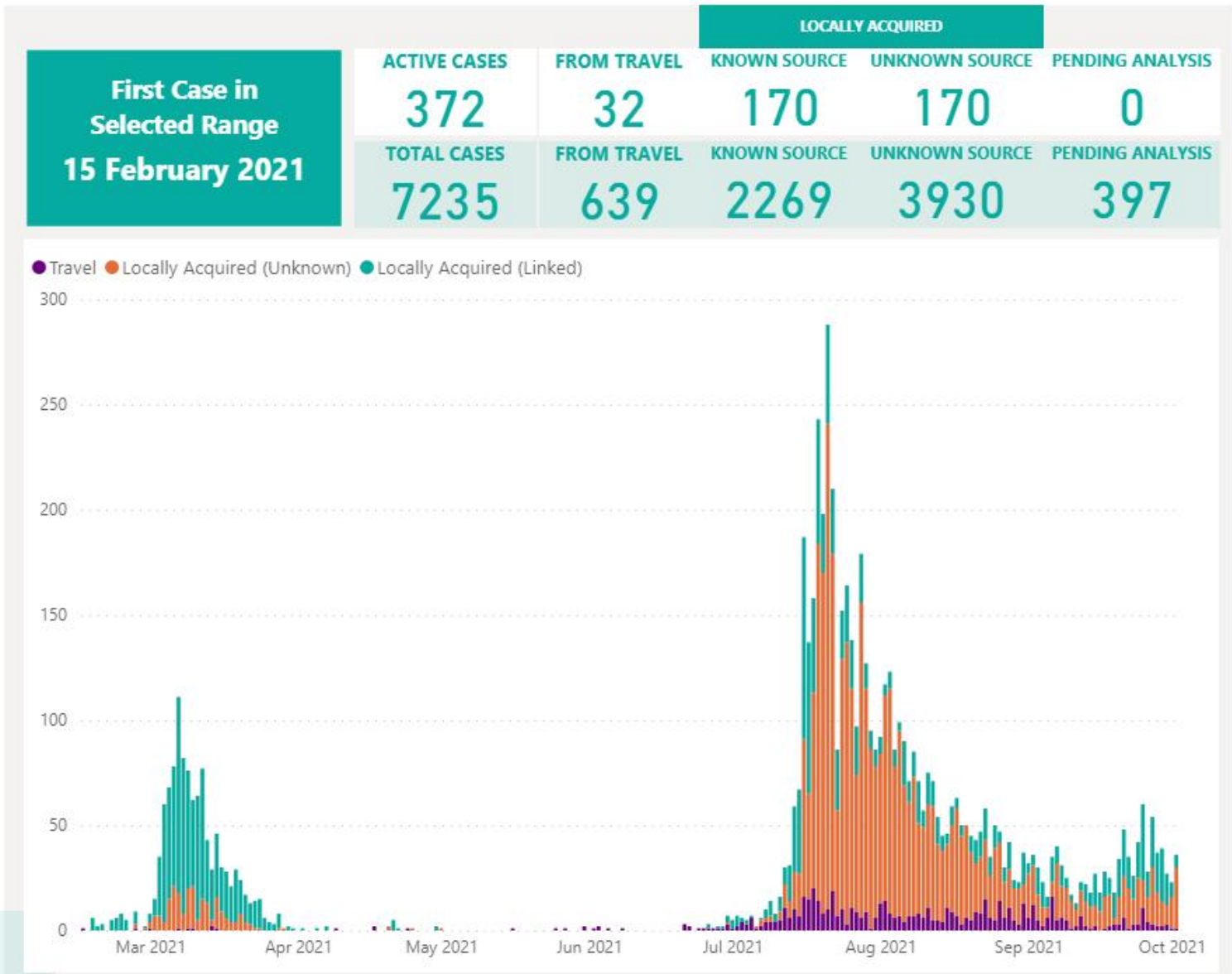
Case Breakdown

Default Date Range: 15th Feb 2021 to present

Date

EXPLANATION OF TERMS

- Active:** Cases currently being monitored by Contact Tracing
- From Travel:** Cases identified during isolation following Travel
- Known Source:** Cases with Contact Tracing links to another known local case
- Unknown Source:** Cases with no links to another known local case, commonly referred to as "Community Spread"
- Pending Analysis:** Contact Tracing have not completed investigation to determine source of infection





Rolling Averages

Default Date Range:
15th Feb 2021 to present

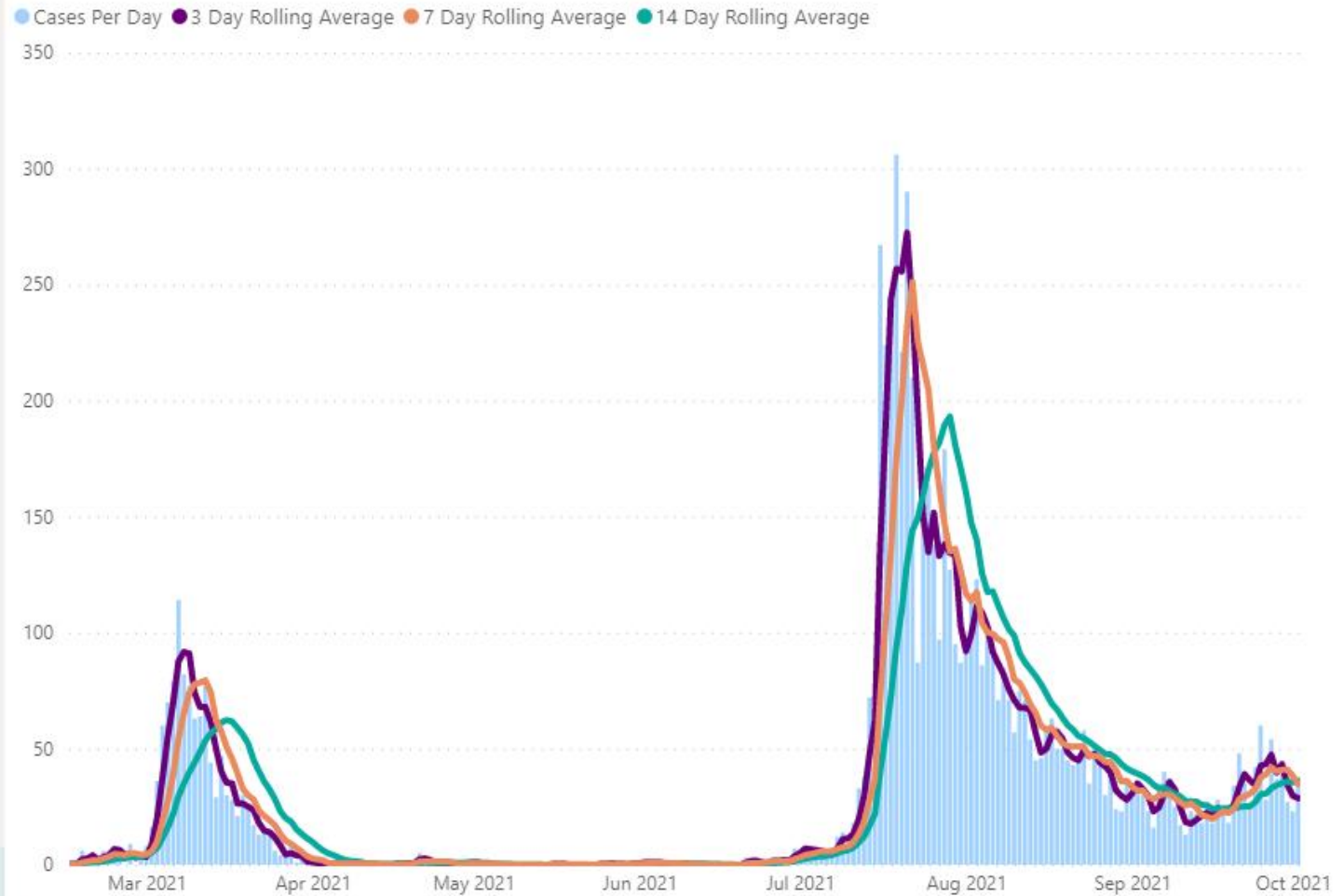
Date

507
14 DAY TOTAL

3 DAY AVERAGE PER DAY
29

7 DAY AVERAGE PER DAY
35

14 DAY AVERAGE PER DAY
36



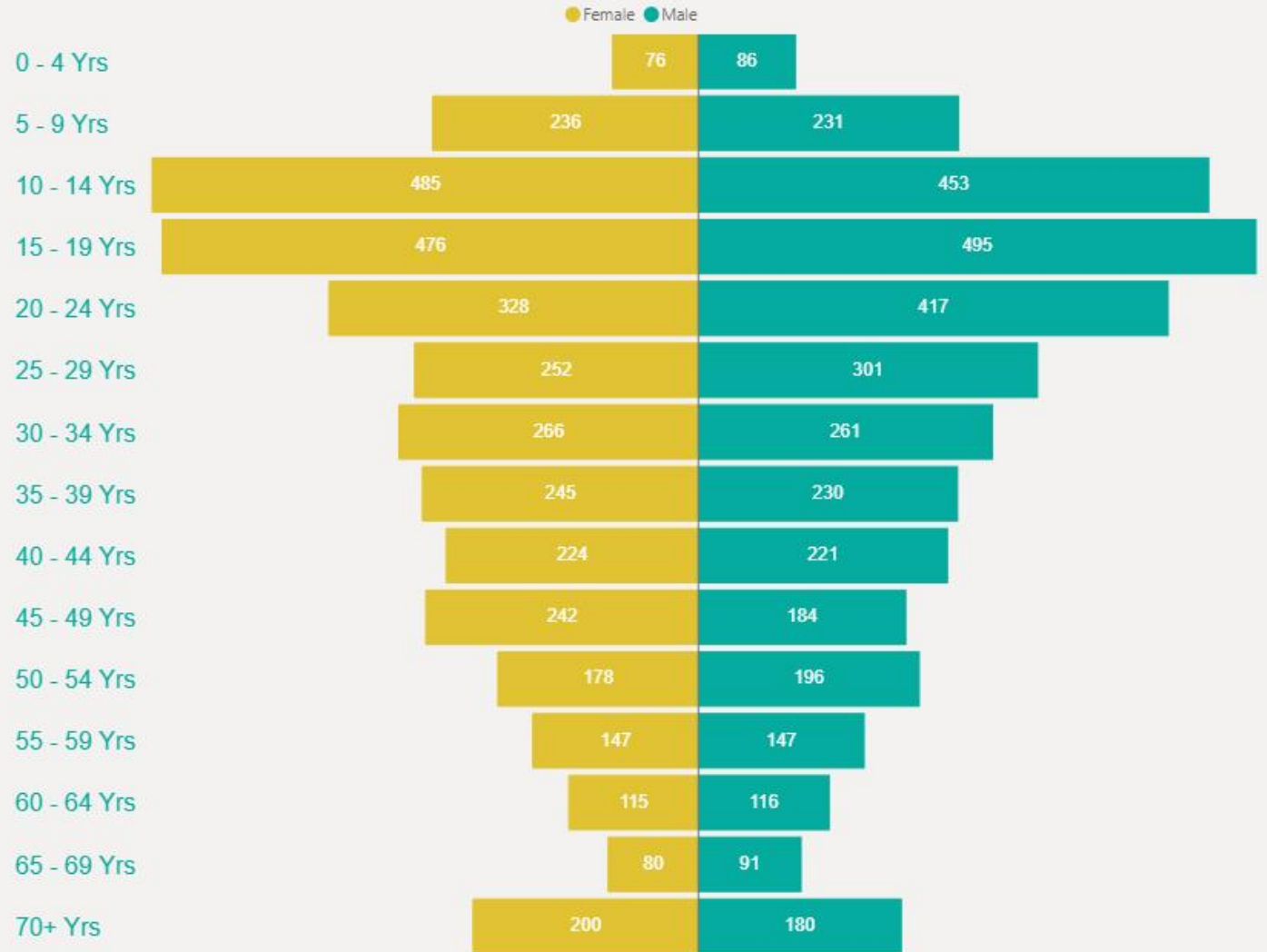
Data Last Refreshed 03/10/2021 at 15:18 [BST]

V2.5



Age & Gender Profile

15th Feb 2021 to present



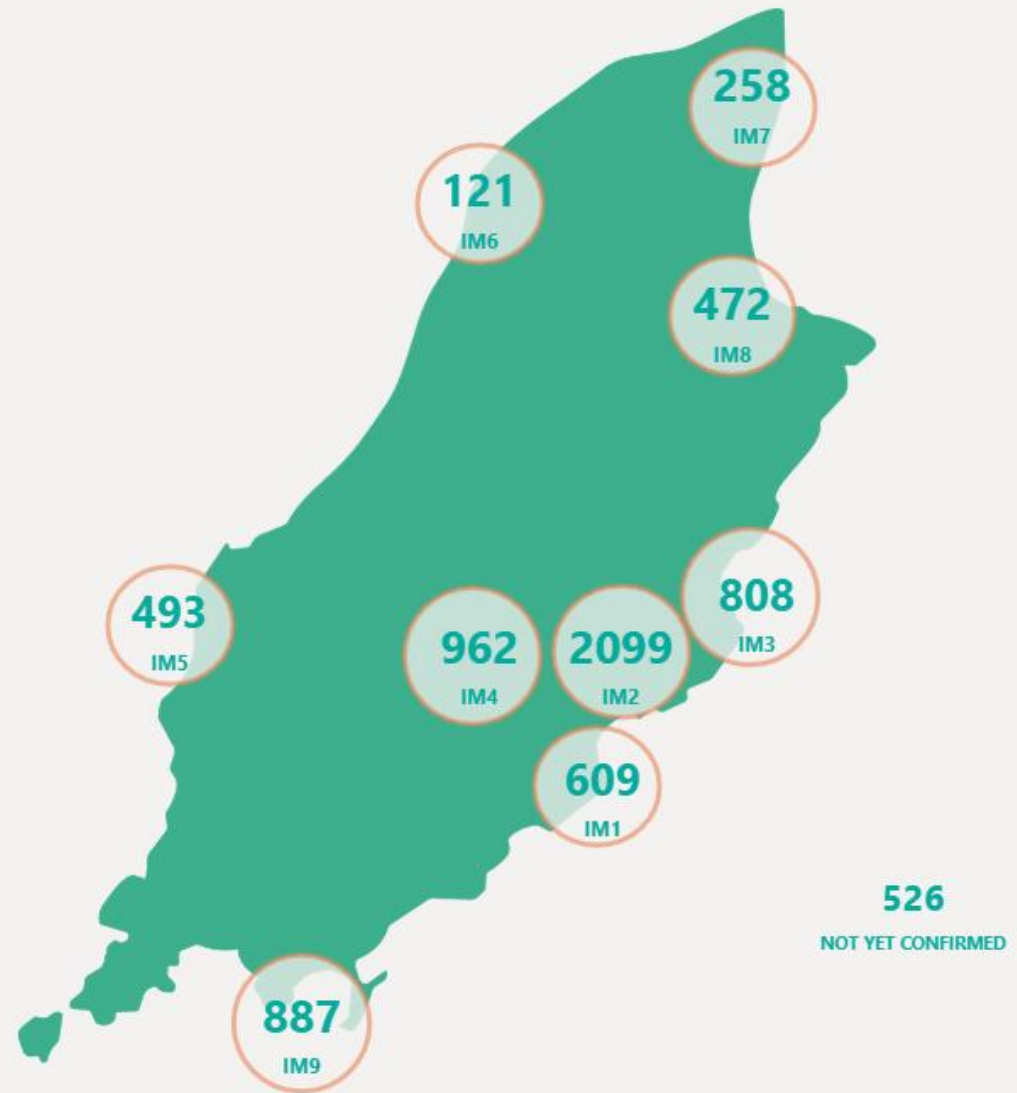
Data Last Refreshed 03/10/2021 at 15:18 [BST]

V2.5



Location

15th Feb 2021 to present





Symptoms Overview

Default Date Range: 15th Feb 2021 to present

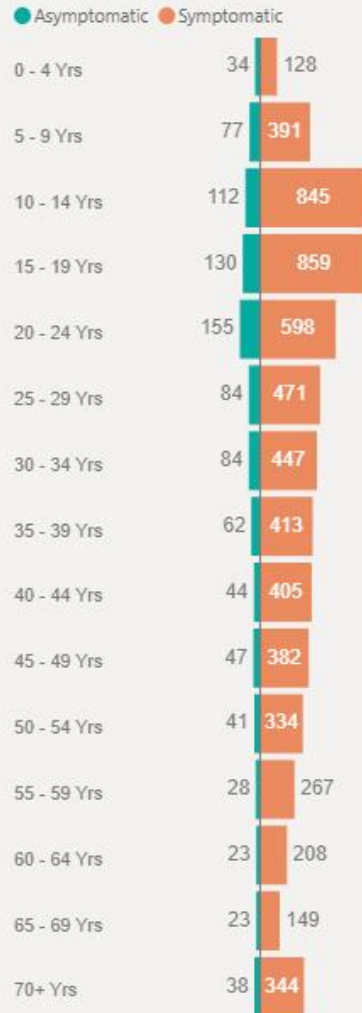
SELECT DATE RANGE

EXPLANATION OF TERMS

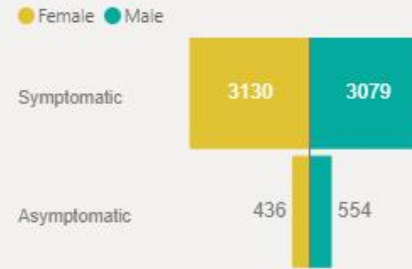
Asymptomatic: Case does not display expected symptoms of Covid19

Symptomatic: Case displays expected symptoms of Covid19

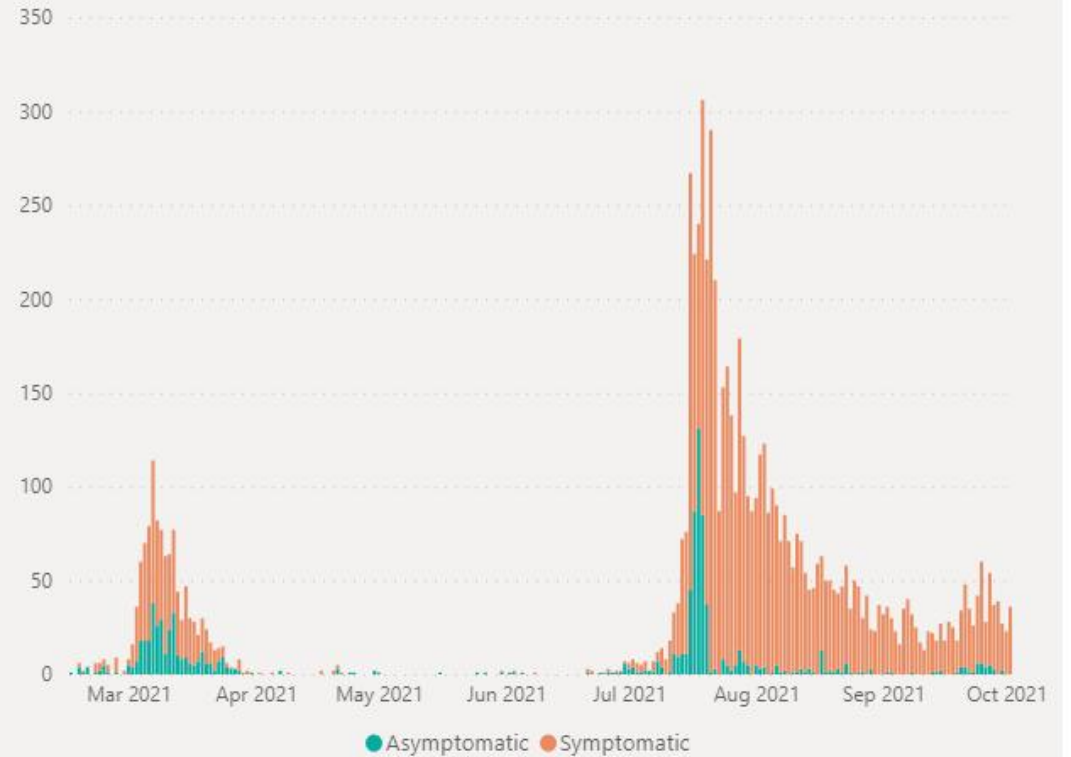
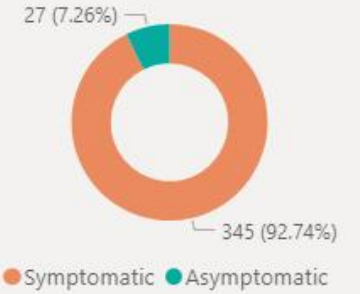
Symptoms By Age



Symptoms By Gender



Active Case Overview





Testing Overview

Default Date 03/10/2021

[Click here to Select Date Range](#)

EXPLANATION OF TERMS

Tests Undertaken: Total tests carried out in date range

Tests Concluded: Total tests where result has been determined

Positive Result Rate: Average rate of positive results in date range

Awaiting Result Notification: Number of people waiting to be told their result

Booked Tests Tomorrow: Number of pre-arranged test bookings taking place tomorrow

Explanation: Testing data has been aggregated with case data to provide a filterable dataset that remains as accurate as possible compared to confirmed cases. This has introduced a small margin of error in total number of tests. We are working to minimise the translation error. Summary Testing data is available [here](#)



124,361

TESTS UNDERTAKEN

124,361

TESTS CONCLUDED

6.17%

POSITIVE RESULT RATE

192

AWAITING RESULT NOTIFICATION

159

BOOKED TESTS TOMORROW