



Case Summary

15th Feb 2021 to present

EXPLANATION OF TERMS

Investigated Cases: case information included in this dashboard.

PCR Positive Cases: cases detected by PCR swab testing. Not all of these cases are represented in the other figures in this dashboard.

Pending Investigation: case information not yet available for this dashboard.

In Community: represents all cases from travel, known and unknown source who are now isolating at home and not in hospital.

Positive LFT Results: Number of positive results recorded yesterday from Lateral Flow Testing. Not all may relate to new cases due to the possibility of leaving isolation early if you record two negative tests taken at least 24hrs apart. [Further details online via this link.](#)

In addition there are currently 2109 Active LFT Positive Cases

282
ACTIVE PCR

275
IN COMMUNITY
7 **0**
HOSPITAL ICU

13259
INVESTIGATED CASES

48
PCR Positive Cases

381
Positive LFT Results

0
PENDING INVESTIGATION

12977
CLOSED

DEATHS
Deaths due to Covid19 are no longer reported on this dashboard, please see the [Weekly Public Health Surveillance Report](#) for this information.



Case Breakdown

Default Date Range: 15th Feb 2021 to present

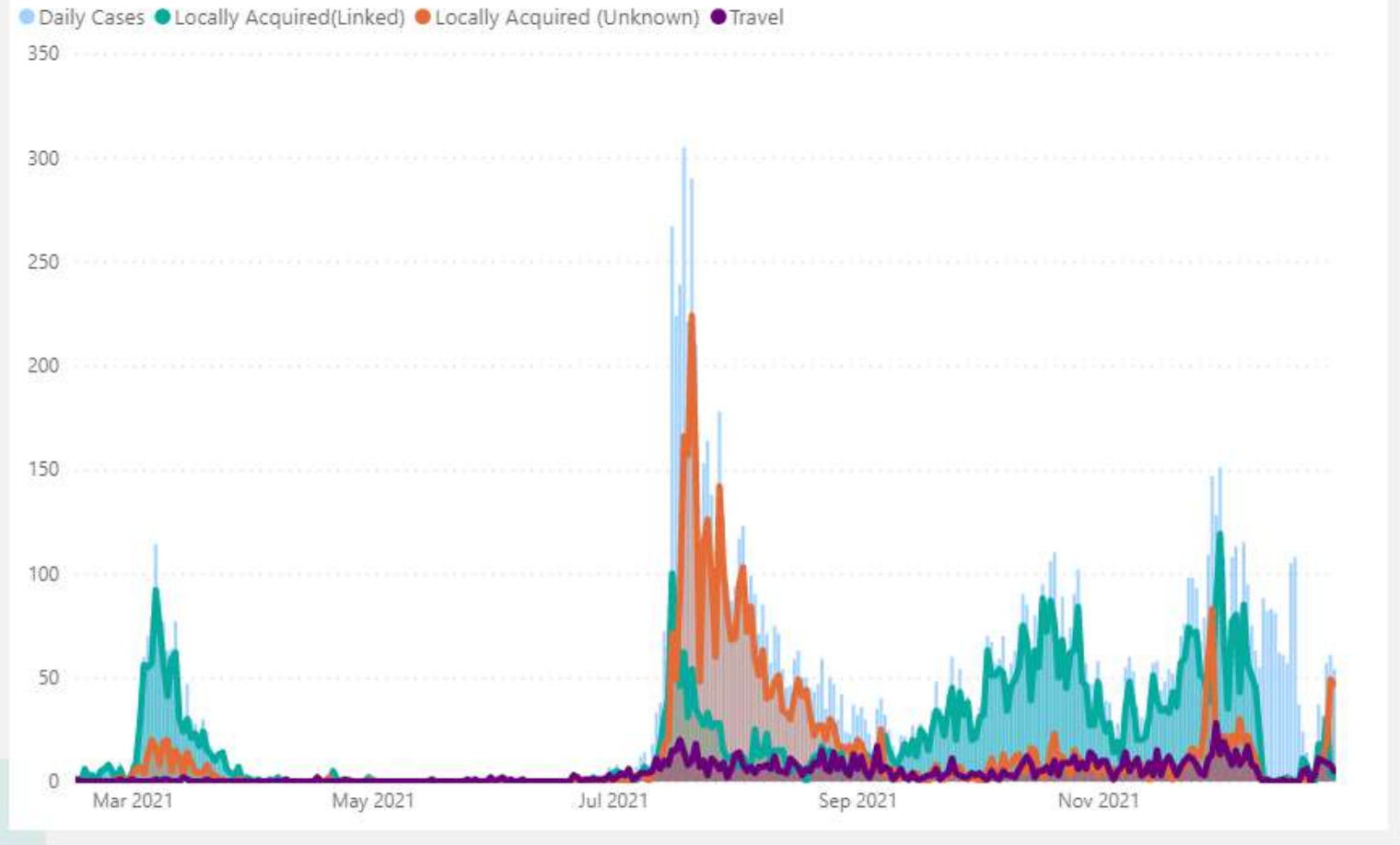
Date

2/15/2021 12/31/2021

EXPLANATION OF TERMS

- Active:** Cases currently being monitored by Contact Tracing
- From Travel:** Cases identified during isolation following Travel
- Known Source:** Cases with links to another known local case
- Unknown Source:** Cases with no links to another known local case. Commonly referred to as "Community Spread"
- Pending Analysis:** Contact Tracing have not completed investigation to determine source of infection

| First Case in Selected Range Monday, Februa... | LOCALLY ACQUIRED | | | | |
|---|------------------|--------------|----------------|------------------|------------------|
| | ACTIVE CASES | FROM TRAVEL | KNOWN SOURCE | UNKNOWN SOURCE | PENDING ANALYSIS |
| | 282 | 57 | 87 | 138 | 0 |
| TOTAL CASES | FROM TRAVEL | KNOWN SOURCE | UNKNOWN SOURCE | PENDING ANALYSIS | |
| 13259 | 1274 | 6305 | 4452 | 1228 | |





Case Breakdown

Default Date Range: 15th Feb 2021 to present

Date

EXPLANATION OF TERMS

Active: Cases currently being monitored by Contact Tracing

From Travel: Cases identified during isolation following Travel

Known Source: Cases with Contact Tracing links to another known local case

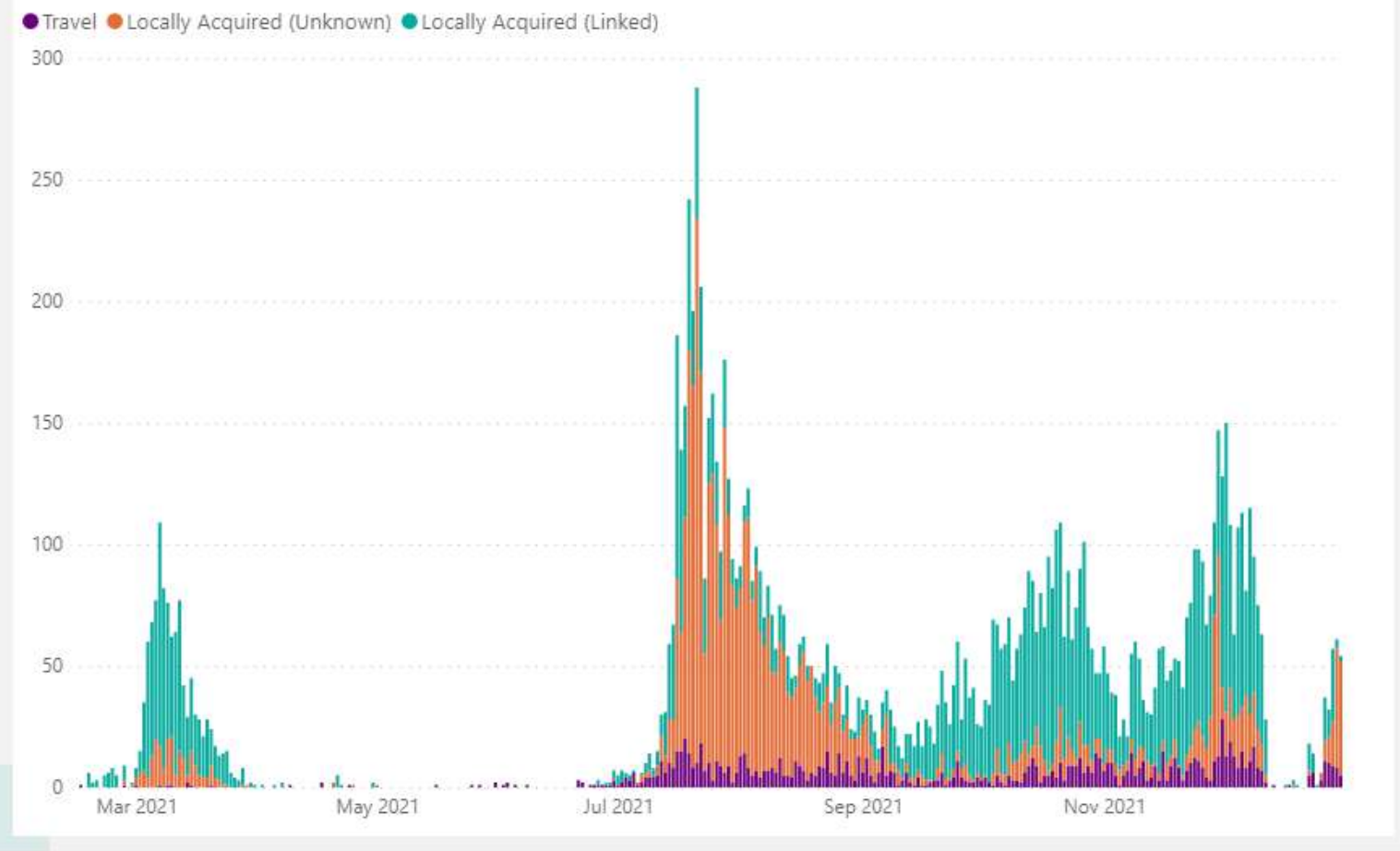
Unknown Source: Cases with no links to another known local case, commonly referred to as "Community Spread"

Pending Analysis: Contact Tracing have not completed investigation to determine source of infection



Data Last Refreshed 01/01/2022 at 15:09 [GMT] V2.6

| First Case in Selected Range Monday, Februa... | LOCALLY ACQUIRED | | | | |
|---|------------------|--------------|----------------|------------------|------------------|
| | ACTIVE CASES | FROM TRAVEL | KNOWN SOURCE | UNKNOWN SOURCE | PENDING ANALYSIS |
| | 282 | 57 | 87 | 138 | 0 |
| TOTAL CASES | FROM TRAVEL | KNOWN SOURCE | UNKNOWN SOURCE | PENDING ANALYSIS | |
| 13259 | 1274 | 6305 | 4452 | 1228 | |



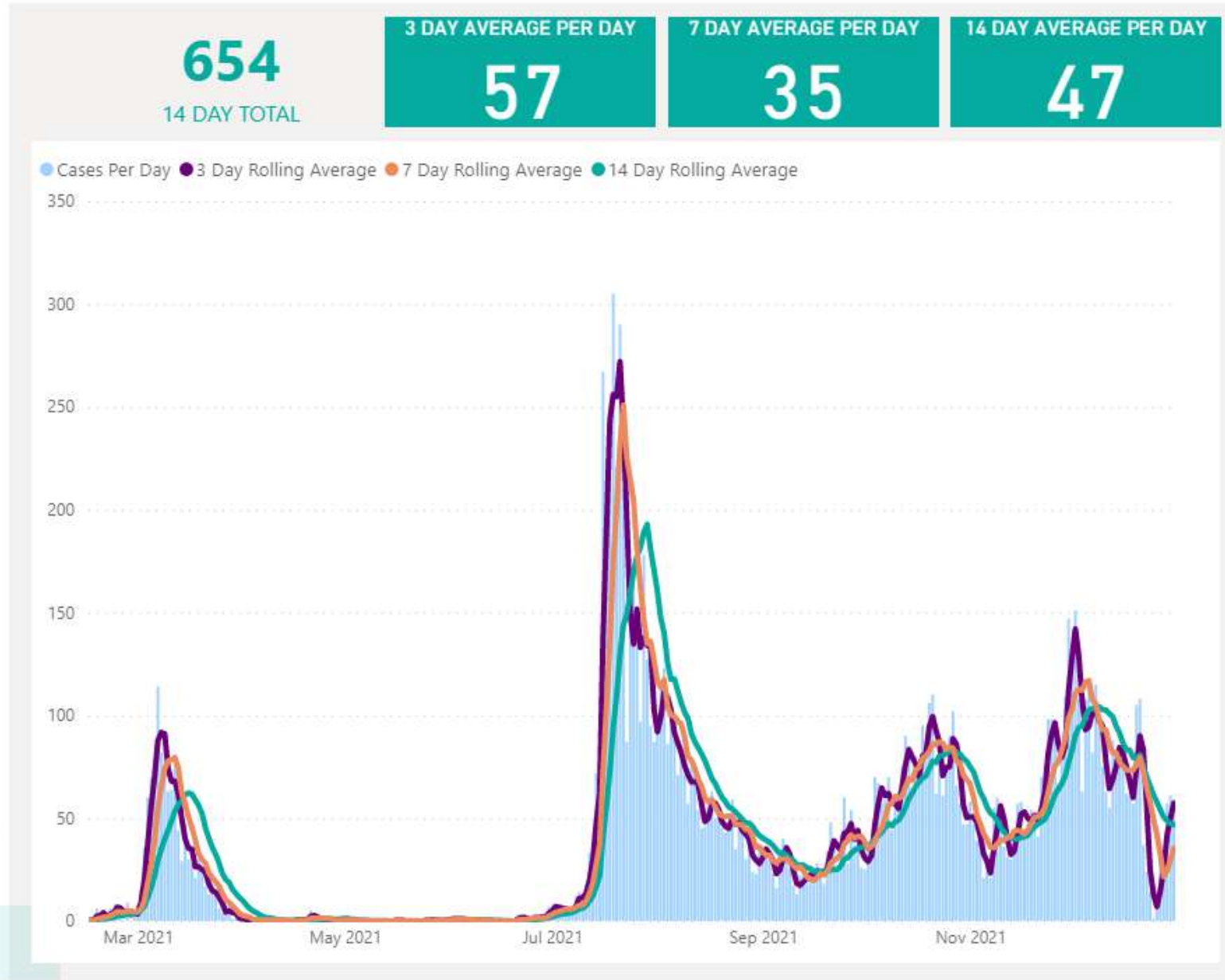


Rolling Averages

Default Date Range:
15th Feb 2021 to present

Date

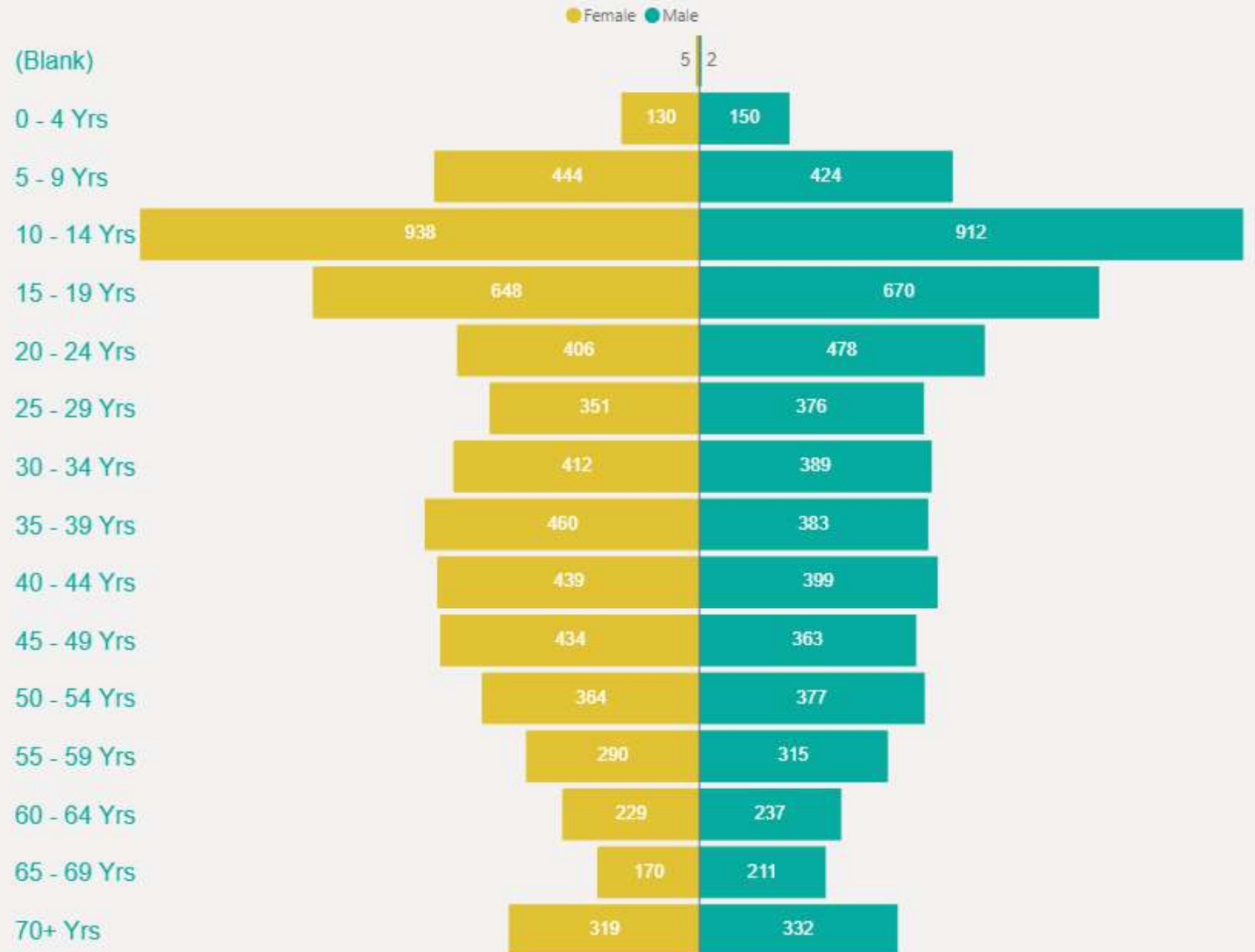
2/15/2021 12/31/2021





Age & Gender Profile

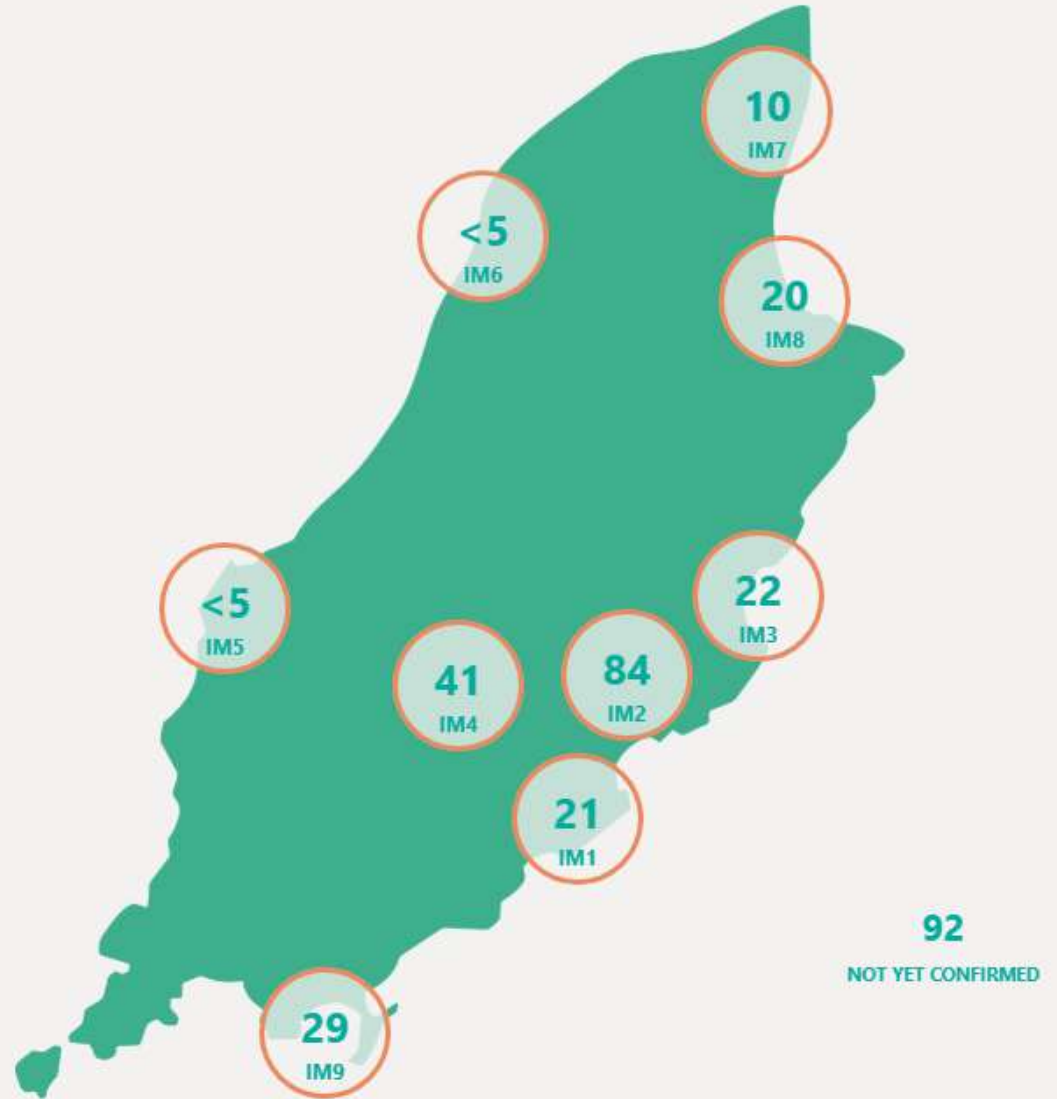
15th Feb 2021 to present





Location

Cases recorded in the previous 10 days





Symptoms Overview

Default Date Range: 15th Feb 2021 to present


SELECT DATE RANGE

2/15/2021 12/31/2021

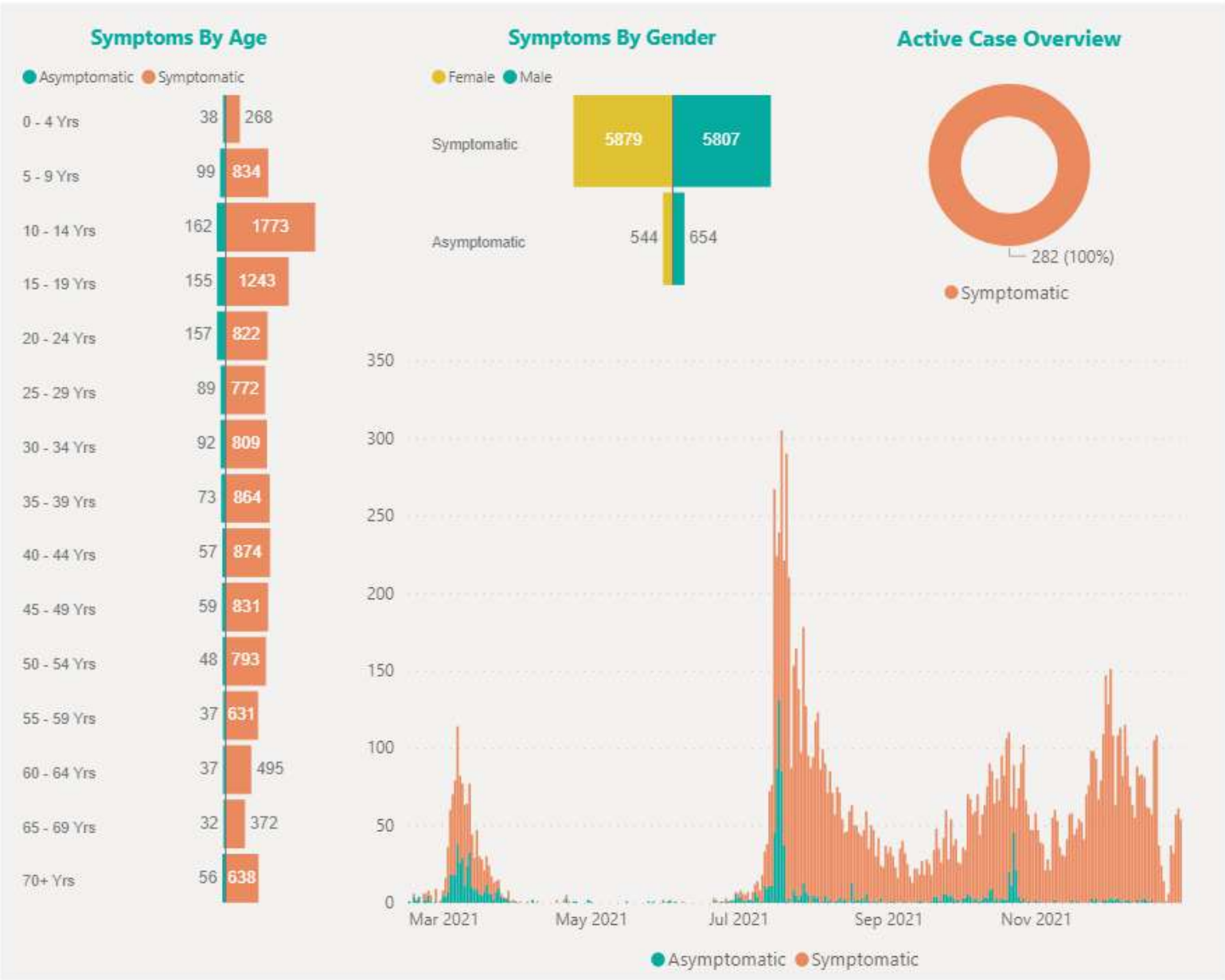
EXPLANATION OF TERMS

Asymptomatic: Case does not display expected symptoms of Covid19

Symptomatic: Case displays expected symptoms of Covid19



Data Last Refreshed 01/01/2022 at 15:09 [GMT] V2.6



Testing Overview

Default Date 31/12/2021

[Click here to Select Date Range](#)

EXPLANATION OF TERMS

Tests Undertaken: Total tests carried out in date range

Tests Concluded: Total tests where result has been determined

Positive Result Rate: Average rate of positive results in date range

Awaiting Result Notification: Number of people waiting to be told their result

Booked Tests Tomorrow: Number of pre-arranged test bookings taking place tomorrow

LFT Results Recorded: Total number of Lateral Flow Test results recorded.

Explanation: Testing data has been aggregated with case data to provide a filterable dataset that remains as accurate as possible compared to confirmed cases. This has introduced a small margin of error in total number of tests. We are working to minimise the translation error. Summary Testing data is available [here](#)



147,618

PCR TESTS
UNDERTAKEN

147,618

TESTS
CONCLUDED

9.28%

POSITIVE RESULT
RATE

115

AWAITING RESULT
NOTIFICATION

228

BOOKED TESTS
TOMORROW

13,769

LFT RESULTS
RECORDED