



Case Summary

15th Feb 2021 to present

EXPLANATION OF TERMS

Investigated Cases: case information included in this dashboard.

PCR Positive Cases: cases detected by PCR swab testing. Not all of these cases are represented in the other figures in this dashboard.

Pending Investigation: case information not yet available for this dashboard.

In Community: represents all cases from travel, known and unknown source who are now isolating at home and not in hospital.

Positive LFT Results: Number of positive results recorded yesterday from Lateral Flow Testing. Not all may relate to new cases due to the possibility of leaving isolation early if you record two negative tests taken at least 24hrs apart. [Further details online via this link.](#)

In addition there are currently 2270 Active LFT Positive Cases

259
ACTIVE PCR

252
IN COMMUNITY
7 **0**
HOSPITAL ICU
0 **0**

13259
INVESTIGATED CASES

2
PCR Positive Cases

290
Positive LFT Results

0
PENDING INVESTIGATION

13000
CLOSED

DEATHS
Deaths due to Covid19 are no longer reported on this dashboard, please see the [Weekly Public Health Surveillance Report](#) for this information.



Case Breakdown

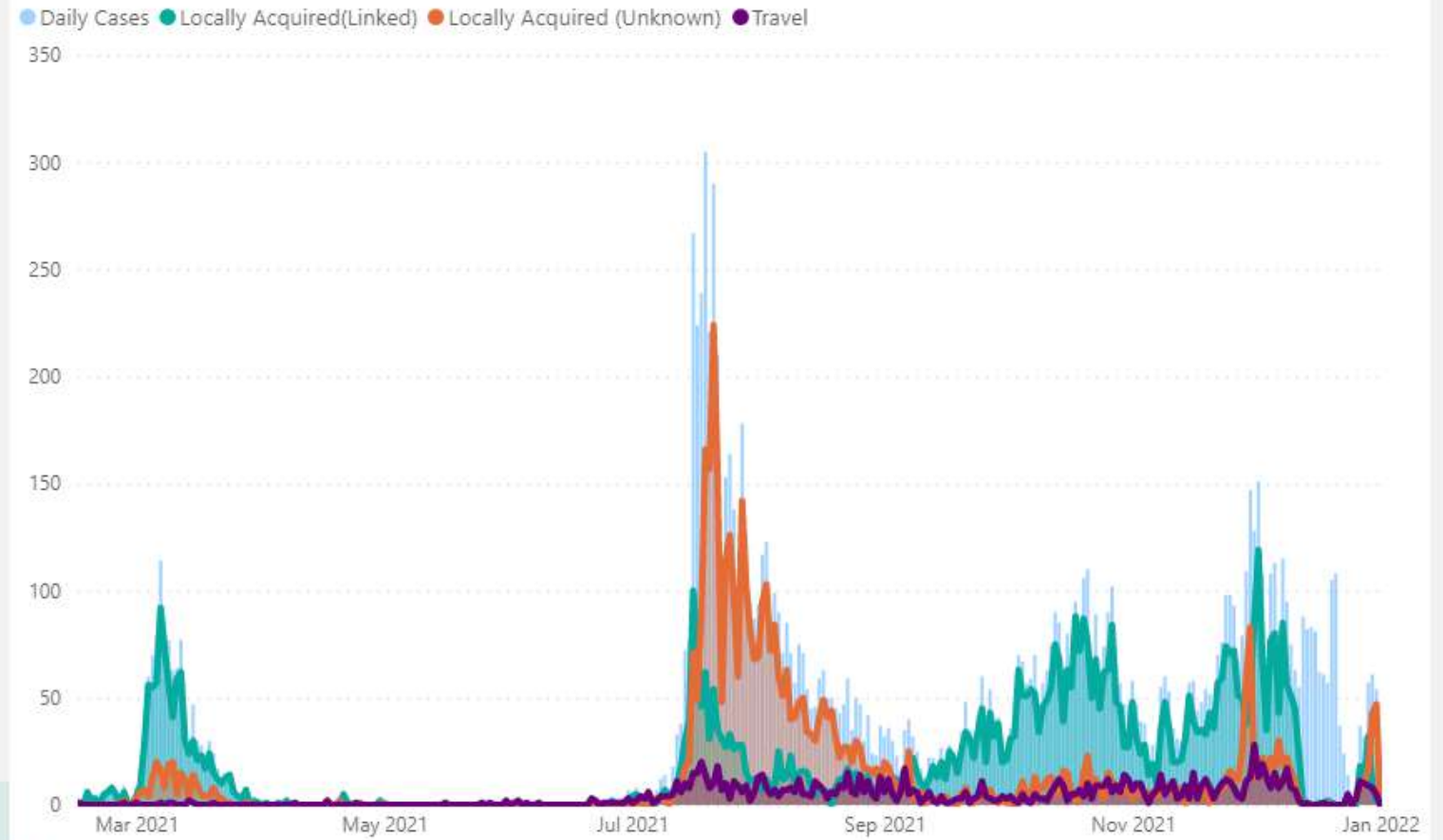
Default Date Range: 15th Feb 2021 to present

Date

EXPLANATION OF TERMS

- Active:** Cases currently being monitored by Contact Tracing
- From Travel:** Cases identified during isolation following Travel
- Known Source:** Cases with links to another known local case
- Unknown Source:** Cases with no links to another known local case. Commonly referred to as "Community Spread"
- Pending Analysis:** Contact Tracing have not completed investigation to determine source of infection

First Case in Selected Range Monday, Februa...	LOCALLY ACQUIRED				PENDING ANALYSIS
	ACTIVE CASES	FROM TRAVEL	KNOWN SOURCE	UNKNOWN SOURCE	
	259	51	80	128	0
TOTAL CASES	FROM TRAVEL	KNOWN SOURCE	UNKNOWN SOURCE	PENDING ANALYSIS	
13259	1268	6297	4441	1253	





Case Breakdown

Default Date Range: 15th Feb 2021 to present

Date

EXPLANATION OF TERMS

Active: Cases currently being monitored by Contact Tracing

From Travel: Cases identified during isolation following Travel

Known Source: Cases with Contact Tracing links to another known local case

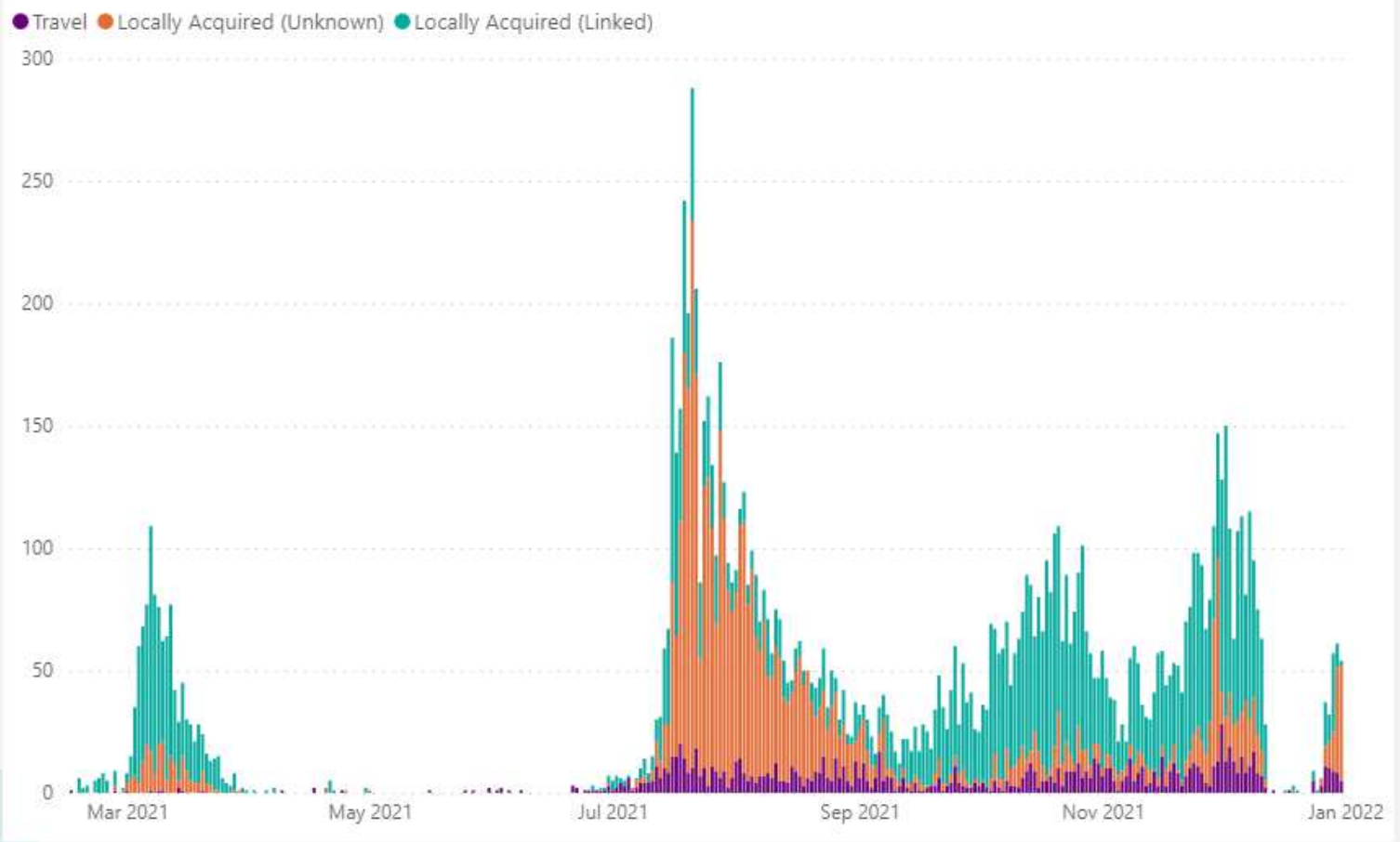
Unknown Source: Cases with no links to another known local case, commonly referred to as "Community Spread"

Pending Analysis: Contact Tracing have not completed investigation to determine source of infection



Data Last Refreshed 02/01/2022 at 15:11 [GMT] V2.6

First Case in Selected Range Monday, Februa...	LOCALLY ACQUIRED				
	ACTIVE CASES	FROM TRAVEL	KNOWN SOURCE	UNKNOWN SOURCE	PENDING ANALYSIS
	259	51	80	128	0
TOTAL CASES	FROM TRAVEL	KNOWN SOURCE	UNKNOWN SOURCE	PENDING ANALYSIS	
13259	1268	6297	4441	1253	





Rolling Averages

Default Date Range:
15th Feb 2021 to present

Date

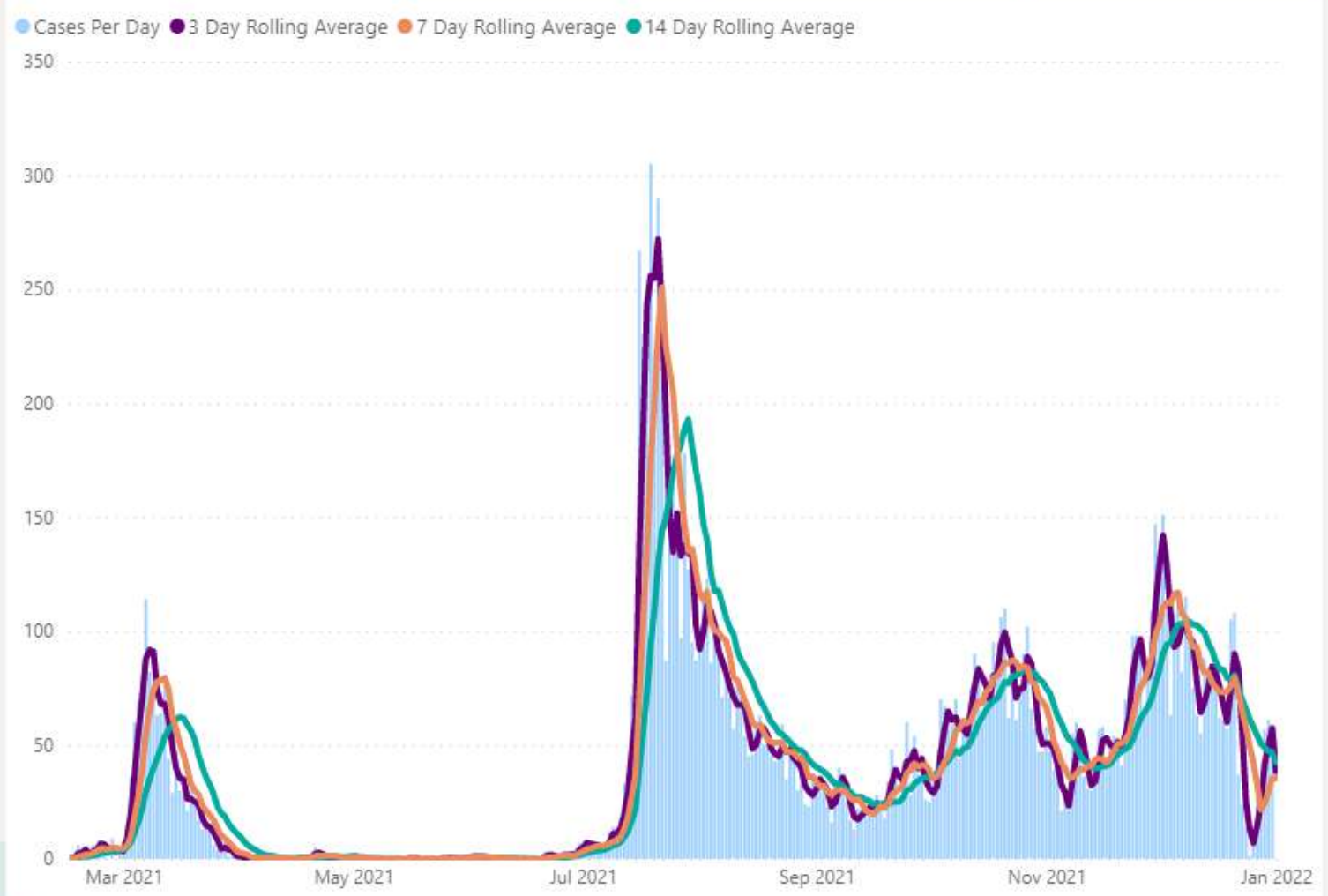
2/15/2021 1/1/2022

593
14 DAY TOTAL

3 DAY AVERAGE PER DAY
38

7 DAY AVERAGE PER DAY
35

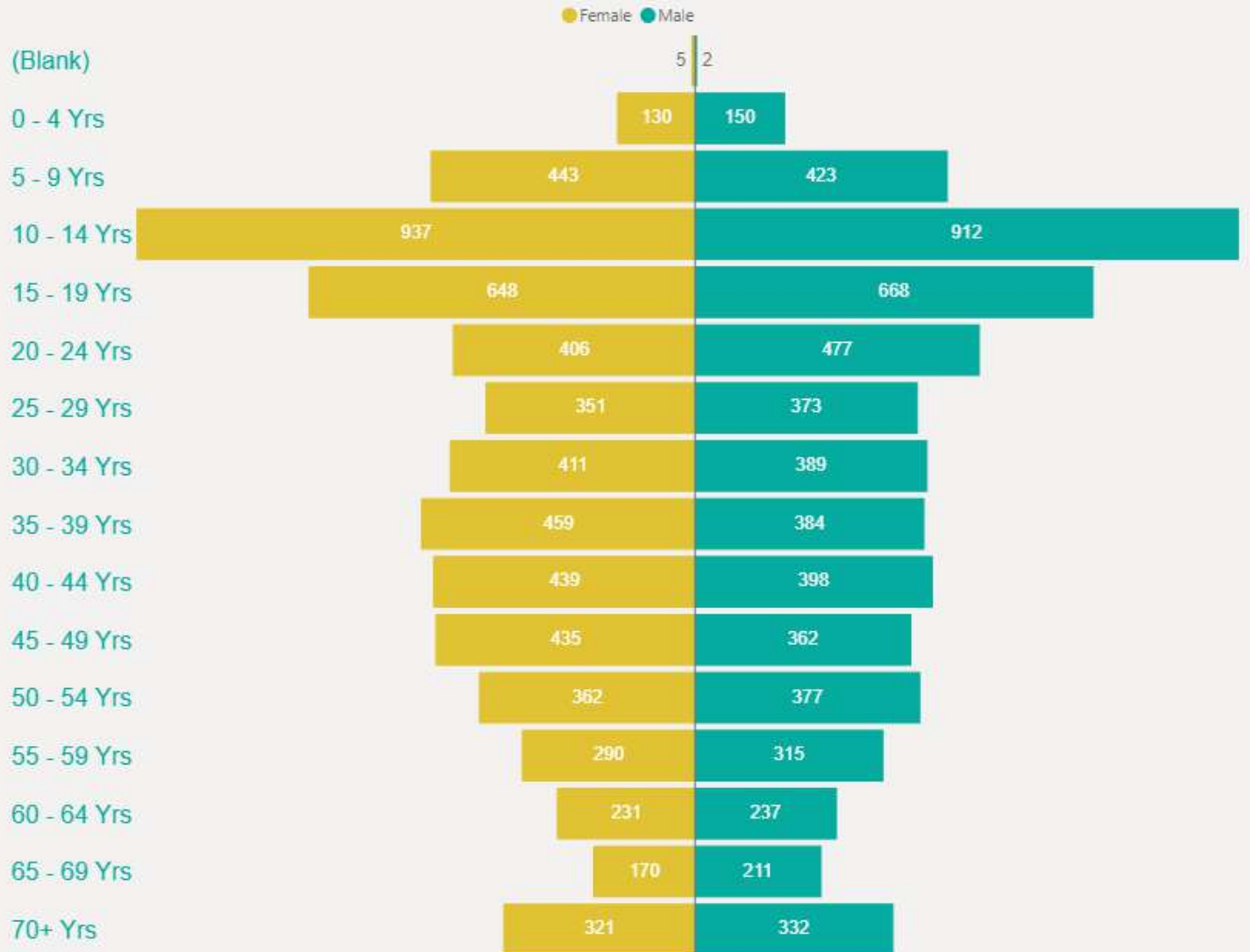
14 DAY AVERAGE PER DAY
42





Age & Gender Profile

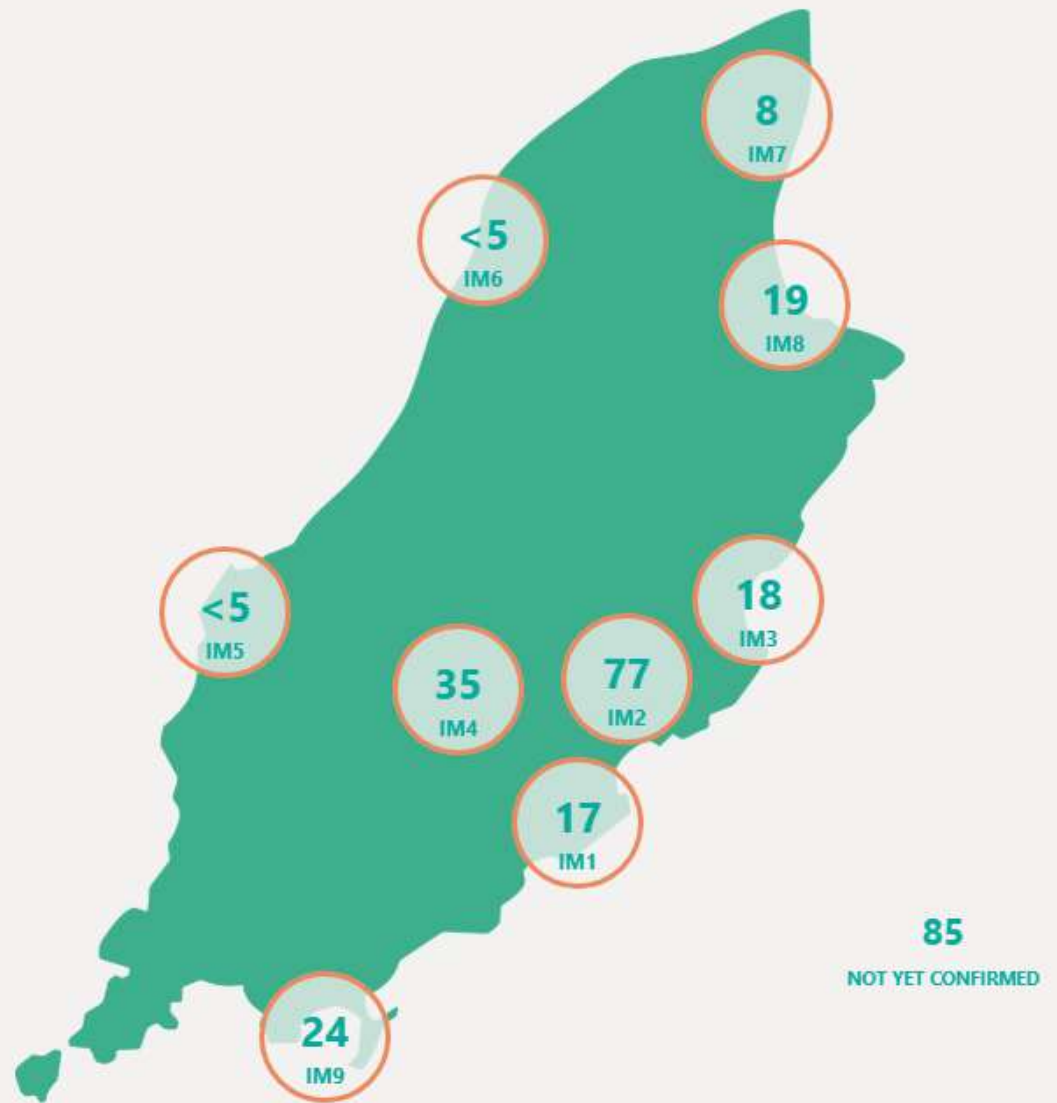
15th Feb 2021 to present





Location

Cases recorded in the previous 10 days





Symptoms Overview

Default Date Range: 15th Feb 2021 to present


SELECT DATE RANGE

2/15/2021 1/1/2022

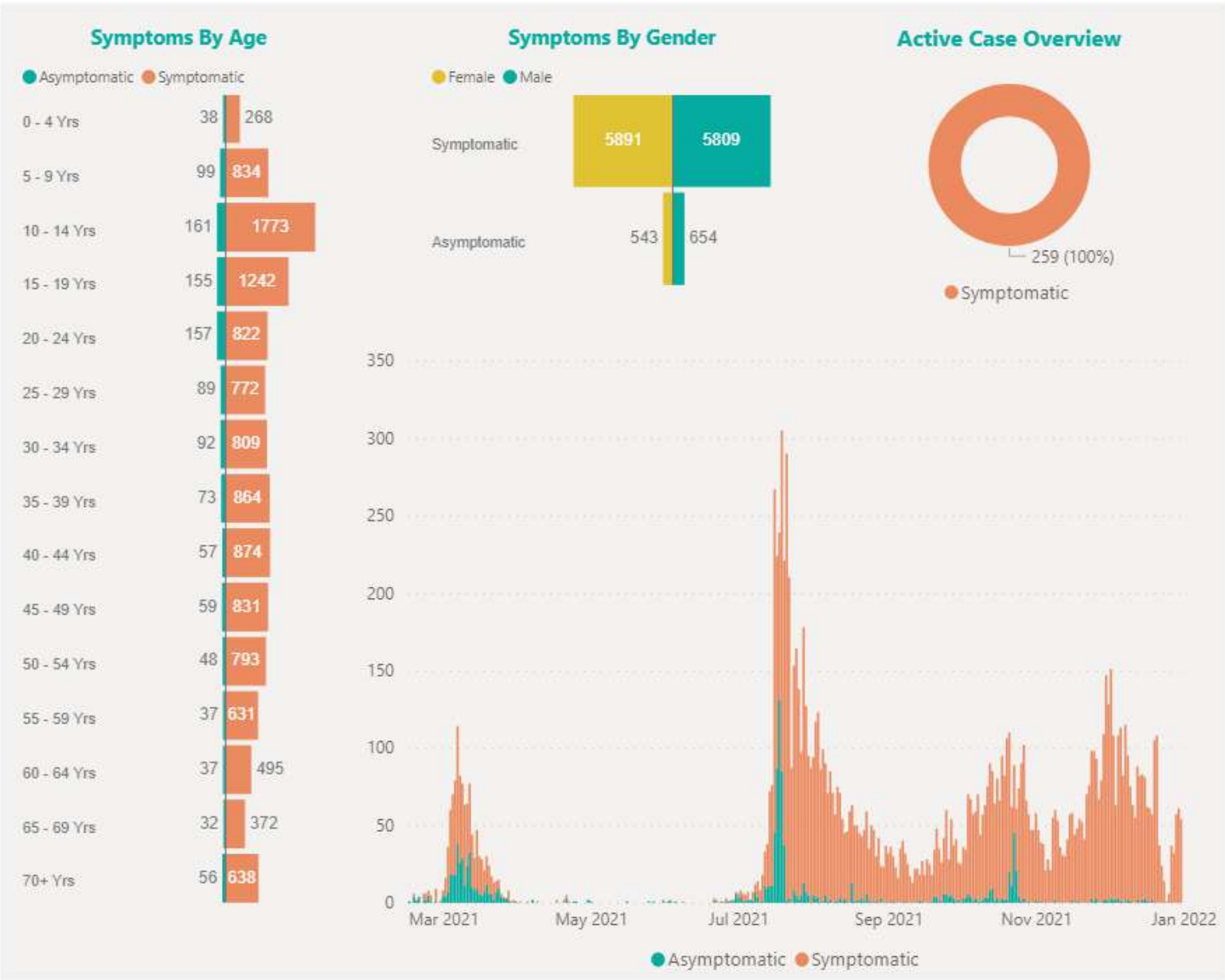
EXPLANATION OF TERMS

Asymptomatic: Case does not display expected symptoms of Covid19

Symptomatic: Case displays expected symptoms of Covid19



Data Last Refreshed 02/01/2022 at 15:11 [GMT] V2.6





Testing Overview

Default Date 01/01/2022

[Click here to Select Date Range](#)

EXPLANATION OF TERMS

Tests Undertaken: Total tests carried out in date range

Tests Concluded: Total tests where result has been determined

Positive Result Rate: Average rate of positive results in date range

Awaiting Result Notification: Number of people waiting to be told their result

Booked Tests Tomorrow: Number of pre-arranged test bookings taking place tomorrow

LFT Results Recorded: Total number of Lateral Flow Test results recorded.

Explanation: Testing data has been aggregated with case data to provide a filterable dataset that remains as accurate as possible compared to confirmed cases. This has introduced a small margin of error in total number of tests. We are working to minimise the translation error. Summary Testing data is available [here](#)

Data Last Refreshed 02/01/2022 at 15:11 [GMT] V2.6



147,651

PCR TESTS
UNDERTAKEN

147,651

TESTS
CONCLUDED

9.28%

POSITIVE RESULT
RATE

392

AWAITING RESULT
NOTIFICATION

182

BOOKED TESTS
TOMORROW

14,687

LFT RESULTS
RECORDED